



Teacher Book
All student levels



Grab your
magnifying glass
and secret decoder
because.....

... It's time to get into....

The Word of God!

How exciting it is to return to the first Sunday school material I wrote years ago when we were only starting this ministry with children. In our first year in Sonora, Mexico we lived in a trailer home on a large plot of salt dirt... no trees, no running water, and no electricity. But there this material was born. The day that I finished the last lesson, God spoke to me and told me to continue writing material for children's ministry. With this curriculum began what is now my call to the ministry: to provide economic materials for the body of Christ and help raise the next generation to become followers of Christ with complete devotion. We have changed some things from the original material; some puzzles, crafts, and a more striking design, but the weekly secret message with the decoder key will be as fun for the children as it was for the first time. What began with 30 churches, and then grew to hundreds has now reached thousands of churches around the whole world. I thank God that He challenged me and pushed me, and I am grateful that I obeyed the call the Lord put on my life.

The parables of Jesus from the book of Matthew have always been some of my favorite passages. On one hand, this material is the simplest we've done, but when you think about the parables of Jesus, there is nothing simple in their messages. Jesus chose to teach the crowds with riddles and let people try to interpret His teaching, but He explained the lessons for his disciples.

Your job as a teacher is to let the imagination of students fly, letting them imagine that they are detectives. They will soon discover what Jesus meant in each of these parables that we will be studying in these 13 weeks. The more you let the students investigate for themselves, the more they will learn in each lesson. Soon they will be understanding the secret message of the material; that the Kingdom of God can be found...

| | | | | | | | | | | | |
|---|---|---|---|---|---|---|---|---|----|----|----|
| i | n | y | o | u | r | h | e | a | r | t | s |
| 1 | 2 | 3 | 4 | 5 | 6 | 7 | 8 | 9 | 10 | 11 | 12 |

Blessings,

Sister Kristina Krauss

In this curriculum “Detectives: Investigating the Kingdom of God” you will find different tools to make your class a success...


Game

Materials
Bible, large towels, balls.

Direct the game

1. Separate the children into teams of five. Give each team a towel and a ball.
2. Four children from each team lift the towel between them. The other child is located on the other side of the game and throws the ball so that first four children can catch it with the towel. If they catch the ball, the child who is running to the towel and changes places with one of the other children. The new child carries the ball across the play area and throws the ball so that the other children can catch it with the towel again.
3. Children continue switching between throwing and catching, counting the number of times the team catches the ball with the towel. Teams earn a letter of the phrase “good seed” whenever they catch the ball.

The first team to get the ball 9 times (completing the phrase “good seed” spells “NOW”).



Options

1. Play outside if possible.
2. Change the distance to throw the ball depending on the age of the children.
3. Teams with more than five children can make a row, with a line behind the child throwing and then they rotate.

The Weeds

Bible Passage: Matthew 13:24-30

Memorize: “The Son of Man will send out his angels, and they will remove from his kingdom everything that causes sin and all who do evil. Then the righteous will shine like the sun in the kingdom of their Father.” Matthew 13:41-43


Homework to read: Difficult - Matthew 13:24-30 - Easy - Matthew 4-6

Main Lesson

Jesus tells us a good news in the parable of the weeds. In the same chapter, He tells us that there are bad people in the world. You and I see bad things happening around us all the time. We see other children cheating on exams at school, we see friends lying even in the church, and we see people who are constantly pushing to achieve what they want. And it can be very frustrating to see people doing bad things while they are not caught or punished. The good news of this parable is that God is in charge and He sees all things. The child that cheats on his exam and is not caught or punished won't be able to get away with that forever. Jesus shows us that God will let all live together doing good and evil, and that the punishment for doing wrong things will come later. So we can relax because God sees all things and He will reward us according to our actions. God knows if you are a wheat or a weed.

Visual Aid

Balloon with helium (gas), tied with string. Give the balloon a name. In a room, allow it to rise to the ceiling, and tell the children, for example, “Andy” escaped. Teach children that we all sometimes misbehave, just like the balloon, but God pulls us back to Him. (Pull the balloon thread) Release the balloon again, and leave it there. Ask children if God will leave us. The answer is... No.



Questions

Give an example of someone you saw last week doing something wrong that was not caught.
Give an example of someone you saw last week doing something wrong and although he was caught, he/she was NOT punished.
When do they receive their punishment for what they have done? (At the end of the world.)

What is the end of the world? (The Bible says we are in this world for a while and that Jesus will return at the end of the world and all will be judged.)
Is it our job to point out the sins of others? (No. It is God's work to deal with the sins of everyone.)

Main Lesson

The main lessons and ideas are for the teacher to give focus to the class.

Game

Studies say that 90% of the students in classes around the world are bored. Use the games to keep your students active and NOT bored. With the game, you can have your students moving around, as well as help them focus on the main point.

Visual Aid

This is a fun way to introduce the lesson or spice up the class with an object that you bring from your home each week.

Questions

These questions are provided for the older students, to help confirm that they are understanding the meanings of the parables.

Answers

On the page to the right for each lesson are the answers to the activities in the student books.

Student's Book

The student books are a tool for the teacher to keep the students attention and make class more fun.

The books include the following activities:

- Bible Passage – We have included the Bible passage in the books so that you can easily read the Bible together in class.
- Memory Verse
- Puzzle Activity
- Secret Message (For the older students) - Follow the instructions for decoding the secret message for each week, and make sure each student has a decoder key.
- Reading Matthew (For older students) – This is an extra program to train your students to read the Bible more. The book of Matthew is divided into 2-3 chapters a week, so if they read the Bible homework assignment of the week, students will have read the entire book of Matthew in the 13 weeks of this curriculum. It depends on you as a teacher to give a focus to the reading program if you want your students to succeed with this program.

Cut and Paste

(For the students using easy and medium books)

Children love stickers! For the younger students, we have provided an activity each week of cutting out a sticker and gluing it onto their lesson page. Have the children put the stickers inside the area marked with the dotted line and then color the picture.

Secret Messages (For students using difficult and advanced books.)

Each week there is a secret message in the student books that applies to the lesson. On the back page of the student books (for the older students only) there is a DECODER KEY. With scissors, remove the decoder key from the back of the book and use it for each lesson, for all 13 weeks. We suggest you cover them with contact paper or have them laminated so they last all 3 months. Do not send them home with your students, but keep them at church so that you will have them each week.

To find the secret message, put the arrow from the KEY pointing towards the figure you are looking for. (See example to right) The arrow that is in your student book will point toward the answer.

Discover the phrase

Each lesson has a single letter hidden on each page. Once the children find the letter, they need to decode it with their KEY, and then go to the first page of their books and write the letter in the corresponding box. Every week they add another letter to the secret phrase, so that by the end of the 13 weeks (3 months) they have found the answer... “In your hearts”.

| | | | |
|---|---|---|---|
| M | U | S | T |
| | | | |

| | | |
|------|--|-----|
| Book | | Key |
| | | |
| | | |
| | | |

| | |
|--|---|
| | S |
| | N |
| | I |
| | M |



Detectives Investigating the Kingdom of God

1

Footprint 1



The Sower

Bible Verse:

"But the seed falling on good soil refers to someone who hears the word and understands it. This is the one who produces a crop, yielding a hundred, sixty or thirty times what was sown." Matthew 13:23

2

Footprint 2



The Weeds

Bible Verse:

"The Son of Man will send out his angels, and they will weed out of his kingdom everything that causes sin and all who do evil. Then the righteous will shine like the sun in the kingdom of their Father." Matthew 13:41, 43a

3

Footprint 3



The Mustard Seed

Bible Verse:

"The kingdom of heaven is like a mustard seed... when it grows, it is the largest of garden plants..." Matthew 13:31b, 32a

4

Footprint 4



The Yeast

Bible Verse:

"The kingdom of heaven is like yeast that a woman took and mixed into about sixty pounds of flour until it worked all through the dough." Matthew 13:33b

5

Footprint 5



The Hidden Treasure and the Pearl

Bible Verse:

"Again, the kingdom of heaven is like a merchant looking for fine pearls. When he found one of great value, he went away and sold everything he had and bought it." Matthew 13:45-46

6

Footprint 6



The Lost Sheep

Bible Verse:

"In the same way your Father in heaven is not willing that any of these little ones should perish." Matthew 18:14

7

Footprint 7



The Unmerciful Servant

Bible Verse:

"I canceled all that debt of yours because you begged me to. Shouldn't you have had mercy on your fellow servant just as I had on you?" Matthew 18:32b-33

8

Footprint 8



The Workers

Bible Verse:

"So the last will be first, and the first will be last." Matthew 20:16

9

Footprint 9



The Two Sons

Bible Verse:

"For John came to you to show you the way of righteousness, and you did not believe him, but the tax collectors and the prostitutes did. And even after you saw this, you did not repent and believe him." Matthew 21:32

10

Footprint 10



The Tenants

Bible Verse:

"Therefore I tell you that the kingdom of God will be taken away from you and given to a people who will produce its fruit." Matthew 21:43

11

Footprint 11



The Wedding Banquet

Bible Verse:

"So go to the street corners and invite to the banquet anyone you find. So the servants went out into the streets and gathered all the people they could find, the bad as well as the good, and the wedding hall was filled with guests." Matthew 22:9-10

12

Footprint 12



The Ten Virgins

Bible Verse:

"Therefore keep watch, because you do not know the day or the hour." Matthew 25:13

13

Footprint 13



The Gold Coins

Bible Verse:

"Well done, good and faithful servant! You have been faithful with a few things; I will put you in charge of many things. Come and share your master's happiness!" Matthew 25:21b

SCHEDULE for your CLASS

- Visual Aid to start your class
- Main Lesson
- Tell the story, act it out, cover the memory verse, help them memorize the verse.
- Game to review the memory verse
- Student books
- Secret message (for older students) and stickers (for younger students)
- Bible reading homework

Game

Materials

Thread, plates.

Prepare the game

Use the thread to form a line that goes wherever. Have the line begin and end in the same place. Prepare a line for every 10 children.

Direct the game

1. Children line up at the beginning of each line in groups of no more than 10. Give the first child in each line two plates. Have the children stand on the plates.
2. At your signal, the first child of each row starts moving along the line, walking with their feet on the plates. When the child completes the course, the next child in line begins. The game continues until everyone has had a turn.



Options

1. Change the line of thread after some children have had a turn.
2. Give new plates during the game when necessary.
3. Print each word of a verse on a separate card. Place cards in a disorderly manner along the line. As children move through the line, they collect the verse cards and then put them in order.

The Sower

Bible Passage: Matthew 13:3-23

Memorize: *“But the seed falling on good soil refers to someone who hears the word and understands it. This is the one who produces a crop, yielding a hundred, sixty or thirty times what was sown.” Matthew 13:23*

Homework to read: Difficult - Matthew 2
Advanced - Matthew 1-3

Main Lesson

This parable talks about different people that respond to the message of the kingdom of God. The message of the Bible is the same, but each person responds differently. Jesus explains the parable a little later in this chapter. The birds that grab the seed in the road represent the devil. The terrain with rocks represents people who don't have roots, who receive the word with joy but it does not last in their lives. The thorns represent the cares of life and money that choke the message. Finally, the good soil represents a person who hears the word and understands it. This can produce good things in your life, 30, 60 or 100 times more than what was sown. Now that would be a successful life! How many of you like to compete? Well, here is your chance! God wants you to hear the words of the Kingdom of God and understand them. In this unit, we will be studying different parables where Jesus is speaking of the kingdom of heaven. Your challenge this day is to prepare your heart to listen and understand. Your challenge is to prepare your heart to be that good soil, ready to receive the Word of God. How can we become good soil? Just follow the parable! Make sure you are planted in the ground (make sure you understand the teachings). Make sure you have roots that run deep (don't change your opinion when trouble comes, but stay solid), and make sure you are not choked by thorns (do not let yourself get overburdened by the worries of life or money). This way you will be ready to produce results in your life! God wants each of us have spiritual fruit, but what will your harvest be like? Do you want 30, 60 or 100 times of what was sown?

Visual Aid

Life is like a tape recorder. The things you see and hear come back out as words and actions. Record the children's voices on tape or on your cellphone, and play it for them to hear. Tell the children that we are all like that audio recording, and we must take care of what we hear and allow in our lives.



Questions

What does the field represent in this parable? (*The Heart.*)
What is one thing that can strangle your achievements in life? (*The concerns of life or the lies of money.*)
What do you need to achieve a gain of 30, 60 or 100 times more than what you spent in time and money to God? (*Caring for your heart to keep it as “good soil”.*)
What's the first thing you need to

become good soil? (*Really understand the teachings of the Bible.*)
Is it good to compete in the things of God? (*Yes, the Bible talks about the spiritual being important. It says that we're in a race and encourages us to run to win. 1 Cor. 9:24-27*)
Who is responsible for your heart being good soil? (*You*)

Answers

Advanced

Secret Message

| | | | | | | | | | | | | |
|---|---|---|---|---|---|---|---|---|---|---|---|---|
| I | W | I | L | L | T | A | K | E | C | A | R | E |
| O | F | M | Y | H | E | A | R | T | S | O | | |
| G | O | D | S | S | E | E | D | C | A | N | | |
| G | R | O | W | I | N | M | E | | | | | |



Memorize: (Easy, Medium, Difficult)

"But the seed falling on good soil refers to someone who hears the word and understands it." Matthew 13:23a

Word Find

| | | | | | | | | | | | | |
|---|---|---|---|---|---|---|---|---|---|---|---|---|
| P | O | O | R | P | A | T | H | E | A | R | A | T |
| R | F | B | C | H | O | K | E | D | E | W | K | T |
| O | F | A | R | M | E | R | A | O | S | O | W | H |
| C | R | O | P | O | O | R | R | G | U | R | B | O |
| K | U | N | D | E | R | S | T | A | N | D | I | R |
| S | I | N | S | A | G | O | O | D | O | G | R | N |
| A | T | E | B | R | O | I | N | S | E | E | D | S |
| G | R | E | W | S | P | L | A | N | T | S | S | O |

Difficult

The Secret Message

| | | | | | | | | | | | | |
|---|---|---|---|---|---|---|---|---|--|--|--|--|
| I | W | I | L | L | | | | | | | | |
| T | A | K | E | | C | A | R | E | | | | |
| O | F | | M | Y | | | | | | | | |
| H | E | A | R | T | | | | | | | | |

Word Find

| | | | | | | |
|---|---|---|---|---|---|---|
| V | C | R | U | W | N | A |
| L | S | O | W | E | E | P |
| T | H | O | R | N | S | T |
| T | E | T | R | T | E | B |
| P | A | T | H | U | E | U |
| E | R | S | U | N | D | I |
| N | U | T | M | O | G | A |

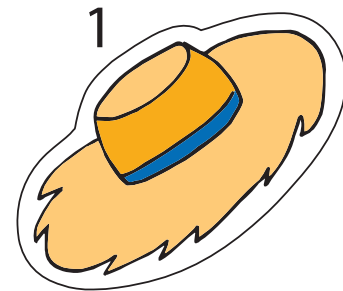
Medium

Word Find

| | | | | | | |
|---|---|---|---|---|---|---|
| V | C | R | U | W | N | A |
| L | S | O | W | E | E | P |
| T | H | O | R | N | S | T |
| T | E | T | R | T | E | B |
| P | A | T | H | U | E | U |
| E | R | S | U | N | D | I |
| N | U | T | M | O | G | A |



Easy



Have the students cut out their sticker for this week and glue it onto their lesson page in the area marked by the dotted line. Then have them color the whole page.




Game

Materials

Bible, large towels, balls.

Direct the game

1. Separate the children into teams of five. Give each team a towel and a ball.
 2. Four children from each team lift the towel the between them. The other child is located on the other side of the game and throws the ball so that first four children can catch it with the towel. If they catch the ball, the child who threw it runs to the towel and changes places with one of the other children. The new child carries the ball across the play area and throws the ball so that the other children can catch it with the towel again.
 3. Children continue switching between throwing and catching, counting the number of times the team catches the ball with the towel. Teams earn a letter of the phrase "good seed" whenever they catch the ball.
- The first team to get the ball 8 times (completing the phrase "good seed") yells "DONE!"



Options

1. Play outside if possible.
2. Change the distance to throw the ball depending on the age of the children.
3. Teams with more than five children can make a row, with a line behind the child throwing and then they rotate.

7

The Weeds

Bible Passage: Matthew 13:24-30

Memorize: *"The Son of Man will send out his angels, and they will weed out of his kingdom everything that causes sin and all who do evil. Then the righteous will shine like the sun in the kingdom of their Father."* Matthew 13:41, 43a

Homework to read: Difficult - Matthew 4
Advanced - Matthew 4-6

Main Lesson

Jesus himself gives us a good explanation of the parable of the weeds, a little later in the same chapter. He tells us that all mankind is represented in this parable. Mathew 13:37-43

This parable reminds us that there are bad people in the world. You and I see bad things happening around us all the time. We see other children cheating on exams at school, we see friends lying even in the church, and we see people who are constantly pushing to achieve what they want. And it can be very frustrating to see people doing bad things while they are not caught or punished. The good news of this parable is that God is in charge and He sees all things. The child that cheats on his exam and is not caught or punished won't be able to get away with that forever. Jesus shows us that God will let all live together doing good and evil, and that the punishment for doing wrong things will come later. So we can relax because God sees all things and He will reward us according to our actions. God knows if you are a wheat or a weed.

Visual Aid

Balloon with helium, tied with string. Give the balloon a name. In a room, allow it to rise to the ceiling, and tell the children, for example, "Andy" escaped. Teach children that we all sometimes misbehave, just like the balloon, but God pulls us back to Him. (Pull the balloon thread) Release the balloon again, and leave it there. Ask children if God will leave us. The answer is... NO!



Questions

Give an example of someone you saw last week doing something wrong who was not caught.
Give an example of someone you saw last week doing something wrong and although he/she was caught, he/she was NOT punished.
When do they receive their punishment for what they have done? (*At the end of the world.*)

What is the end of the world? (*The Bible says we are in this world for a while and that Jesus will return at the end of the world and all will be judged.*)
Is it our job to point out the sins of others? (*No. It is God's work to deal with the sins of everyone.*)

Answers

Advanced

Secret Message

| | | | | | | | | | | | | | | | | | |
|---|---|---|---|---|---|---|---|---|---|---|---|---|---|---|---|---|---|
| I | S | H | O | U | L | D | | K | N | O | W | | T | H | A | T | |
| O | N | L | Y | | G | O | D | | C | A | N | | S | E | E | | |
| T | H | E | | D | I | F | F | E | R | E | N | C | E | | | | |
| B | E | T | W | E | E | N | | T | H | E | | G | O | O | | | |
| A | N | D | | T | H | E | | B | A | D | | A | N | D | | H | E |
| W | I | L | L | | E | S | T | A | B | L | I | S | H | | | | |
| J | U | S | T | I | C | E | | I | N | | T | H | E | | E | N | D |



Memorize: (Easy, Medium, Difficult)
“They will weed out of his kingdom everything that causes sin and all who do evil.” Matthew 13:41b

| | | | | | | | | | | | | | | | | | |
|---|---|---|---|---|---|---|---|---|---|---|--|--|--|--|--|--|--|
| S | S | E | E | D | B | E | | C | | | | | | | | | |
| O | L | | | | A | N | | O | H | | | | | | | | |
| W | E | E | D | S | R | E | G | L | A | P | | | | | | | |
| H | E | A | V | E | N | M | R | L | R | U | | | | | | | |
| U | P | R | O | O | T | Y | O | E | V | L | | | | | | | |
| | I | J | E | S | U | S | W | C | E | L | | | | | | | |
| | N | S | E | R | V | A | N | T | S | | | | | | | | |
| | G | O | O | D | W | H | E | A | T | | | | | | | | |

Difficult

| | | | | | | | | | | | | | | | | | |
|---|---|---|---|---|---|---|---|---|---|---|--|--|--|--|--|--|--|
| S | S | E | E | D | B | E | | C | | | | | | | | | |
| O | L | | | | A | N | | O | H | | | | | | | | |
| W | E | E | D | S | R | E | G | L | A | P | | | | | | | |
| H | E | A | V | E | N | M | R | L | R | U | | | | | | | |
| U | P | R | O | O | T | Y | O | E | V | L | | | | | | | |
| | I | J | E | S | U | S | W | C | E | L | | | | | | | |
| | N | S | E | R | V | A | N | T | S | | | | | | | | |
| | G | O | O | D | W | H | E | A | T | | | | | | | | |

THE SECRET MESSAGE

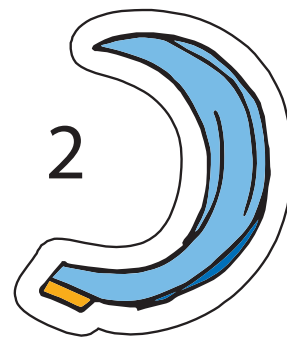
| | | | | | | | | | | | | | | | | | |
|---|---|---|---|---|---|---|---|---|---|---|---|---|--|--|--|--|--|
| O | N | L | Y | | G | O | D | | C | A | N | | | | | | |
| S | E | E | | | T | H | E | | | | | | | | | | |
| D | I | F | F | E | R | E | N | C | E | | | | | | | | |
| B | E | T | W | E | E | N | | | G | O | O | D | | | | | |
| A | N | D | | | B | A | D | | | | | | | | | | |

Medium

| | | | | | | | | | | | | | | | | | |
|---|---|---|---|---|---|---|--|--|--|--|--|--|--|--|--|--|--|
| K | H | F | G | G | P | B | | | | | | | | | | | |
| E | A | C | B | O | E | S | | | | | | | | | | | |
| N | R | M | G | O | O | E | | | | | | | | | | | |
| E | V | I | L | D | P | E | | | | | | | | | | | |
| M | E | F | I | E | L | D | | | | | | | | | | | |
| Y | S | A | N | G | E | L | | | | | | | | | | | |
| G | T | J | K | X | C | V | | | | | | | | | | | |



Easy



Have the students cut out their sticker for this week and glue it onto their lesson page in the area marked by the dotted line. Then have them color the whole page..



Game

Materials

Large paper, marker, coins, paper, pencils.

Prepare the game

Draw a tree on the large paper, divide it into sections, and give a number to each section. Put the paper on the floor where the game will be held.

Direct the game

1. Put the children in groups of 3 or 4. The teams are placed in a circle around the paper, a minimum of one meter of distance from the paper. Give each group a coin, a piece of paper and a pencil.
2. Choose a number from 30 or higher in your mind. Teams take turns throwing coins at the paper, one child at a time. Each throw receives a total of points based on where the coin lands on the tree. One child per team is keeping score of his team, adding the points and announcing the total after each turn.
3. Tell them to stop when they reach the number that you chose earlier. Tell them what your number was, and the closest team to that number wins. A child of the winning team tells the others a way in which the kingdom of God is bigger than it seems. Keep playing while there is time, each time changing the number you chose in your head.

Options

1. Give them heavy pieces of paper to throw instead of coins.
2. For older children, instead of using numbers, write a letter of the phrase "mustard seed" in each section of the tree. The first team to throw a coin in each of the sections, tells the others a way God shows us his greatness.
3. For younger children, make a simpler tree, and use smaller numbers. Pick a number from 10 to 20.



The Mustard Seed

Bible Passage: Matthew 13:31-32

Memorize: *"The kingdom of heaven is like a mustard seed when it grows,...it is the largest of garden plants and becomes a tree..."*
Matthew 13:31b, 32a

Homework to read: Difficult - Matthew 5
Advanced - Matthew 7-9


Main Lesson

With this parable, Jesus is comparing the kingdom of heaven with a very small seed. How can something SO HUGE be compared to something so small? When Jesus was born, people were expecting the Messiah to come as a great king, mounted on a horse, with many servants. They expected the Messiah to take his place as king of their country. Instead, he came as a humble baby. He was born in a stable with animals instead of a good hospital, or a luxury hotel where a king was supposed to be. When the disciples began to follow Jesus, maybe they thought there would be many people following the Messiah, but there were only 12 disciples and they lived poorly. How big is your church compared to your town or city? In many places, the Christian Church begins very small, with only few people who publicly stand up and say they are "Christians" following the one true God!

Do not let the size of your church get you down. Your church is part of the Body of Christ (which includes all the Christian churches around the world). It will grow, becoming a giant tree and everyone will see that Jesus Christ is the Way, the Truth and the Life. Even those in your school who do not believe, one day they will see the truth of God's kingdom. Now they cannot see it because God decided to start as small as a mustard seed, but one day all the students in all the schools in every town, city and state in your country will see that Jesus Christ is the Lord!

Visual Aid

One camera and a few family photos. Show the photos to the children (printed or digital) while talking about family, and how beautiful the photos are. Ask them what things we can take pictures of, and which things we can't (like air, God, love, etc.) Mention to your students that there are many things which are not seen, but are very important.



Questions

How did the people of Israel think the Messiah would come? (*As a great king with many servants. As a great politician of his time, with lots of noise and a parade, announcing with many trumpets.*)
What does the mustard seed in this parable represent? (*Kingdom of Heaven*)

What is the kingdom of heaven? (*It's the spiritual world with God himself as the King and the kingdom's inhabitants are all of the Christians worldwide.*)
How many Christians are there in your school and how many children are there in your school? In the end, how many will see that Jesus Christ is Lord? (*Everyone*)

Answers

Advanced

Secret Message

| | | | | | | | | | | | |
|---|---|---|---|---|---|---|---|---|---|---|---|
| I | S | H | O | U | L | D | K | N | O | W | |
| T | H | A | T | W | I | T | H | G | O | D | |
| T | H | E | L | I | T | T | L | E | | | |
| T | H | I | N | G | S | A | R | E | B | I | G |




Memorize: (Easy, Medium, Difficult)

“The kingdom of heaven is like a mustard seed... when it grows, it is the largest of garden plants...”

Matthew 13:31b, 32a

Maze




Difficult

Secret Message


| | | | | | | | | |
|---|---|---|---|---|---|---|---|---|
| W | I | T | H | G | O | D | | |
| T | H | E | L | I | T | T | L | E |
| T | H | I | N | G | S | | | |
| A | R | E | B | I | G | | | |

Maze



Medium

Maze



Easy



Have the students cut out their sticker for this week and glue it onto their lesson page in the area marked by the dotted line. Then have them color the whole page.



Game

Materials

Large Balloons (at least two balloons for each child).

Direct the game

1. Give each child a balloon to partially inflate and tie. Children sit together in circles with a maximum of six children in each group. Have them sit on the partially inflated balloon and each group is given an extra balloon (inflated fully and tied).
2. Children from each group try to pass the inflated balloon 10 times within their circle at random, without popping the balloons on which they are sitting. If the balloon touches the floor, or a balloon explodes, give new balloons as necessary and start again.
3. After playing several times, teams try to see which group can keep their balloon in the air longer. The team that wins, receives a letter of the word "parable." Continue until a group spells out "parable" or until you are out of time.



Options:

1. Play without sitting on the balloons.
2. To make it harder, try giving each group another balloon to keep in the air. Children can also say words of the verse while passing the balloon. Or instead of using their hands, have them use their elbows, heads, feet, etc. to keep the balloon in the air.
3. Draw a line on the floor and play the game like volleyball. Two teams sit on both sides of the line, and then follow the rules of volleyball.

The Yeast

Bible Passage: Matthew 13:33-35

Memorize: *"The kingdom of heaven is like yeast that a woman took and mixed into about sixty pounds of flour until it worked all through the dough." Matthew 13:33b*

Homework to read: Difficult - Matthew 6
Advanced - Matthew 10-12

Main Lesson

Yeast looks like very tiny seeds, but even with a little bit of it in the dough, you can make delicious bread that raises perfectly. This could represent the Word of God in us. It starts as something tiny, and if we allow it, it multiplies and fills our life! The yeast in the dough works to increase itself and make perfect bread. The kingdom of God also works in us, beginning in our hearts. It is not something that you can use on the outside, like clothes, painting or appearances of anything. The kingdom of God is within you and will increase in your life as you let God work in you.

Visual Aid

Use a package of drink mix (like Kool-Aid) to represent the bread, and a gallon of water to represent the yeast. Children can easily see that with a little, the water changes into a colorful juice.



Questions

Who wants a life full of God? (*Give them time to think and answer*)
How is this accomplished?
(*Letting into my life the little things of God, so that it can grow into more.*)
When were the things that Jesus Christ revealed through the parables hidden?
(*Since the creation of the world.*)

Extra Idea

You can also use a clear glass with white vinegar. Write "yeast" on a piece of paper and attach it to the glass. In another clear bowl, put baking soda and label it as "dough." Take care that children do not know what the ingredients are (so they do not lose their enthusiasm). Pour the vinegar over the baking soda and see what happens.

Your students don't care what you know until they know that you care

Answers

Advanced

Secret Message

| | | | | | | | | | | | | | | |
|---|---|---|---|---|---|---|---|---|---|---|---|---|---|---|
| I | S | H | O | U | L | D | K | N | O | W | T | H | A | T |
| A | L | I | T | T | L | E | G | O | E | S | A | | | |
| L | O | N | G | W | A | Y | I | N | T | H | E | | | |
| K | I | N | G | D | O | M | O | F | H | E | A | V | E | N |



Word Find

| | | | | | | | | | | |
|---|---|---|---|---|---|---|---|---|---|---|
| | M | | | | | | | | J | P |
| | I | C | R | O | W | D | | | E | R |
| | X | P | F | L | O | U | R | S | O | |
| Y | E | A | S | T | M | K | | | U | P |
| | D | R | | A | I | | | | S | H |
| H | E | A | V | E | N | N | | | M | E |
| | | B | | | | G | | | O | T |
| | | L | S | I | N | D | O | U | G | H |
| C | R | E | A | T | I | O | N | T | O | |
| H | I | D | D | E | N | M | | | H | D |

Memorize: (Easy, Medium, Difficult)

"The kingdom...is like yeast...worked all through the dough." Matthew 13:33b

Difficult

Secret Message

| | | | | | | |
|---|---|---|---|---|---|---|
| A | L | I | T | T | L | E |
| G | O | E | S | A | | |
| L | O | N | G | W | A | Y |

Word Find

| | | | | | | |
|---|---|---|---|---|---|---|
| K | I | N | G | D | O | M |
| I | R | D | O | U | G | H |
| G | E | F | W | I | R | E |
| C | F | L | O | U | R | A |
| F | N | R | M | L | Y | V |
| P | A | R | A | B | L | E |
| H | A | R | N | N | A | N |


Medium

Word Find

| | | | | | | |
|---|---|---|---|---|---|---|
| K | I | N | G | D | O | M |
| I | R | D | O | U | G | H |
| G | E | F | W | I | R | E |
| C | F | L | O | U | R | A |
| F | N | R | M | L | Y | V |
| P | A | R | A | B | L | E |
| H | A | R | N | N | A | N |



Easy



Have the students cut out their sticker for this week and glue it onto their lesson page in the area marked by the dotted line. Then have them color the whole page.



Game

Materials

Bible, small coins, plastic bags.

Prepare the game

Around the game area, hide at least two coins per child.

Direct the game

Children are placed in groups of two. Have them choose a password that will be used only among themselves. (Clap three times, shout a special word, a whistle, holler, etc.) Among the groups, one child is seeking a treasure, and another waits at the wall with the plastic bag. When the teacher says, "go," the first child begins to search. When he finds a coin, he cannot take it. He must do the secret key code to call the other child from his team. When the other child comes running, he can grab it and put it in their bag. Have the children continue until everyone has found at least one coin. Start again, but changing the roles of children.

Options:

1. Let the kids count their treasure to see who won. Invite the team that wins to read the verse or something from the lesson.
2. Use chocolate coins instead of real coins.



The Hidden Treasure and the Pearl

Bible Passage: Matthew 13:44-46

Memorize: "Again, the kingdom of heaven is like a merchant looking for fine pearls. When he found one of great value, he went away and sold everything he had and bought it." Matthew 13:45-46

Homework to read: Difficult - Matthew 7
Advanced - Matthew 13-14

Main Lesson

These two stories talk about men who have found something valuable. The man who found the treasure saw a value in the field that others did not see. He was willing to sell everything for a treasure that had a larger value than all his other possessions combined. The other man found a pearl of great value. He knew that life would be better with a valuable pearl than with all his other stuff. This shows us the great value of the kingdom of heaven. In the kingdom of heaven, you and I have found a treasure worth more than all the treasures here on earth, and we need to be willing to lose everything to gain it. A very wise man, Jim Elliot, wrote, "He is not a fool who loses what he cannot keep to gain that which he cannot lose." The problem is that everywhere we see people doing whatever it takes to win material things that WILL be lost, while not interested in obtaining eternal life. The world is always looking for the opposite of what we learned in today's parable. It is hard to believe in something when everyone around you doesn't believe in it. That is why you have to see it as a HIDDEN treasure. No one else around sees it. But God reminds us that it is worth selling everything to gain the kingdom of heaven!

Visual Aid

Letter or Email. Ask children how many of them have received a letter by mail, an email, a text message, or have chatted with a friend online. Talk with them about how fantastic it would be to get an email from God. Tell the children that you DO have an email or letter from God. Read to them something from the Bible. (Anything) Then tell them that the Bible is a letter that God sent us, and we can receive it as a treasure!



Questions

Why is it ok to lose everything you have? (*Because in the end, you will lose everything anyway.*)
Why is it wise to leave everything and gain the kingdom of God? (*Because*

it has more value and nobody can take it away.)
What are the two things that the Bible shows us that are opposite? (*The kingdom of God and the understanding of the world.*)

Answers

Working with children
has an eternal value

Advanced

It's our responsibility to train
children in the ways of the Lord

Secret Message


| | | | | | | | | | | | | | | | | |
|---|---|---|---|---|---|---|---|---|---|---|---|---|---|---|---|---|
| I | s | h | o | u | l | d | k | n | o | w | | | | | | |
| t | h | a | t | i | t | i | s | w | o | r | t | h | | | | |
| l | e | a | v | i | n | g | e | v | e | r | y | t | h | i | n | g |
| f | o | r | C | h | r | i | s | t | | | | | | | | |



Memorize: (Easy, Medium, Difficult)

*“When he found one (pearl) of great value,
he went away and sold everything he had and
bought it.” Matthew 13:46*

Hidden Word




Difficult

Secret Message

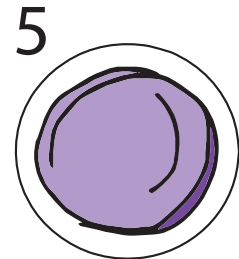


| | | | | | | | | | | |
|---|---|---|---|---|---|---|---|---|---|--|
| I | t | i | s | | | | | | | |
| w | o | r | t | h | | | | | | |
| l | e | a | v | i | n | g | | | | |
| e | v | e | r | y | t | h | i | n | g | |
| f | o | r | C | h | r | i | s | t | | |

Hidden Word



Medium

Hidden Word



Easy

Have the students cut out their sticker
for this week and glue it onto their
lesson page in the area marked by the
dotted line. Then have them color the
whole page.



Game

Materials

Scissors, thread, something to measure with.

Prepare the game

Cut pieces of thread into different lengths, between 20 and 100cm, at least 3 for each child in your class. Hide the pieces of thread around the classroom or play area.

Direct the game

1. Divide the children in three or four teams.
2. When the teacher indicates, the children begin to search for the hidden strings. Each team ties together their found strings to form a long one.
3. After they have found all of the threads, they compare to see which team has the longest thread.

Options:

1. Play outside or in the largest possible space.
2. It is good to have 1 or 2 children from each team that are not looking for thread, but that remain to tie them, and the rest search.
3. At the end, give the children the challenge of forming a word from the lesson with their long thread.



The Lost Sheep

Bible Passage: Matthew 18:10-14

Memorize: *“In the same way your Father in heaven is not willing that any of these little ones should perish.” Matthew 18:14*


Homework to read: Difficult - Matthew 8
Advanced - Matthew 15-16

Main Lesson

We can see in this parable that every person has value to God. Each one of us is important, therefore, God leaves the crowds to find us if we are lost. But verses 10 and 14 also mention the “little ones,” and many say that Jesus is referring to children. God loves children very much and cares about them, so we must also value them. It is important that we do not underestimate those who are younger. God told His disciples, who were adults, not to belittle children. Do you believe that it is also important to God that we don’t belittle others that are smaller or not as smart or handsome as we are? It is also important that we care for others who get lost spiritually. That means when they make mistakes, hide from God or their parents, quit attending church, or start lying. We are special to God, and He will come search for us if we wander away from Him. We are all important to God!

Visual Aid

Puzzle. Ask the children if they like puzzles. Show them one that is put together, but is missing a piece. (Hide the missing piece in your classroom or area.) Ask them if one piece is more important than the others. (No) Try to fill the space with another piece. (It doesn’t work.) Ask the children to look for the piece that is missing. Mention that each one of us is also important to God.



Questions

What will God do if you leave Him?
(He will go seek you.)
Who does God give special importance to?
(The little ones.)
Name the people around you that are smaller than you. Which ones are important to God?
(Everyone)

What practical things can you do to help your younger brother or sister?
(Help them do homework, help them change clothes, cross the street, prepare a sandwich, etc.)
What represents people in this parable?
(Sheep)

Don't miss any of the children in your class

Answers

Advanced

Secret Message

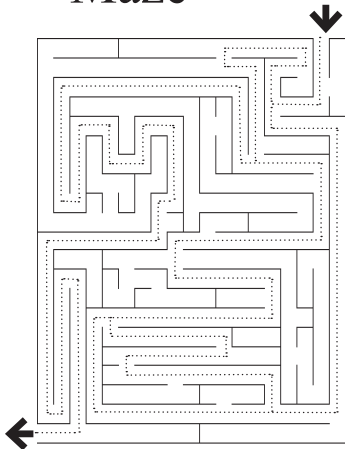
| | | | | | | | | | | | | | | |
|---|---|---|---|---|---|---|---|---|---|---|---|---|---|---|
| I | s | h | o | u | l | d | k | n | o | w | t | h | a | t |
| I | a | m | v | e | r | y | | | | | | | | |
| i | m | p | o | r | t | a | n | t | t | o | G | o | d | |

→

| | |
|--|---|
| | R |
|--|---|



Maze



Memorize: (Easy, Medium, Difficult)

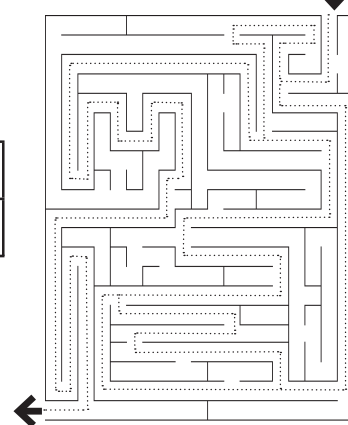
“...your Father in heaven is not willing that any of these little ones should perish.” Matthew 18:14b

Difficult

The Secret Message

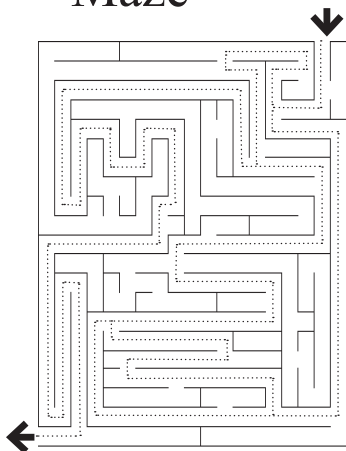
| | | | | | | | | |
|---|---|---|---|---|---|---|---|---|
| I | a | m | v | e | r | y | | |
| i | m | p | o | r | t | a | n | t |
| t | o | G | o | d | | | | |

Maze




Medium

Maze



Easy



Have the students cut out their sticker for this week and glue it onto their lesson page in the area marked by the dotted line. Then have them color the whole page.



Game

Materials

Bible, children's music, paper, markers, watch with a second hand.

Prepare the game

Print the word, "forgive" on pieces of paper or cards, one letter on each card. Make at the least one packet of cards for every 3-6 children. Mix all of the cards and put them face down in the big circle on the floor.

Direct the game

1. The children form teams of 3 to 6 students. Assign a name or number to each team. The members of all of the teams put themselves in a circle around the cards.

2. While you play music, the children walk around the circle. Stop the music after 15 to 20 seconds.

When the music stops, each child takes the closest card and looks for other members of their team. The members of the team compare cards that they have taken, keeping cards with necessary letters to spell "forgive" and return (face down) the duplicated cards in the circle. Put other cards in the circle so that there is always a card for each child.

3. A team wins when it has gathered a complete packet of cards to spell "forgive," or you can stop the game when the team gathers the cards, but afterwards ask questions with respect to the lesson in order to see which team wins. Repeat as time allows.

Options

- 1 The students prepare cards in class.
2. If you have fewer than 6 students in your class, the students form pairs or play individually.
3. For bigger children, put some cards with letters that are not in the word "Forgive" (a,b,q, etc.)



The Unmerciful Servant

Bible Passage: Matthew 18:21-35

Memorize: "I canceled all that debt of yours because you begged me to. Shouldn't you have had mercy on your fellow servant just as I had on you?" Matthew 18:32b-33

Homework to read: Difficult - Matthew 12
Advanced - Matthew 17-18

Main Lesson

This parable shows us clearly the importance God has on forgiveness. Nobody can deny what Jesus was saying here. He has forgiven us all of our sins, and compares us with the man that owes thousands of gold coins. We deserve death and hell for our sins, but God in his mercy has forgiven us. And now He expects that we should forgive those who offend or mistreat us. Those sins against us, that sometimes feel huge, God compares them to the 100 small coins, which was a much smaller amount. God is telling us that when those around us offend us, rob us, manipulate us, and mistreat us, it is nothing compared to the sins that we have done against God. He expects us to completely forgive. At the end of the parable, He makes the comparison of the punishment of torture in prison, and many believe Jesus could be referring to hell. Do you think that God is serious about the subject of forgiveness? How amazing it is that as Christians, we put so much emphasis on outward sins such as drinking, drugs, smoking, or lack of church attendance, but the scripture does not give as much emphasis to these sins as it does the sin of not forgiving. Surely, there are people that are going to mistreat us, but God demands that we forgive them, just as He forgave us.

Visual Aid

Has anything ever fallen in your eye? Perhaps dirt while you were on your bike. It is not comfortable when something is in your eye, right? It hurts, doesn't it? How does it feel when you get soap in your eye? What happens if this get stuck in your eye? (Pull a big stick from behind your back.) Read the verse Matthew 7:5 with the children, where Christ asks us to remove the plank from our own eye. Help them to see the similarity between the two parables.



Questions

What is the important theme from this parable? (*Forgiveness*)
According to the parable, what will happen if we don't forgive? (*Spiritually, we will be thrown into a place of torture. Hell!*)
How many times should we forgive someone that offends us? ($70 \times 7 = 490$). Also, we could understand Jesus to mean that we should forgive without

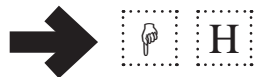
stopping, to continue forgiving everyone.

Make a list of all of the sins that you know. From these sins, which does Jesus give emphasis to in all the parables? (*The lack of forgiveness.*)

Look thru the list of parables from the 13 lessons if you wish, and notice that the others do not focus on a sin as much as this one does.

Answers

Advanced



Secret Message

| | | | | | | | | | | | | | | | |
|---|---|---|---|---|---|---|---|---|---|---|---|---|---|---|---|
| I | S | H | O | U | L | D | K | N | O | W | T | H | A | T | |
| I | M | U | S | T | F | O | R | G | I | V | E | F | R | O | M |
| T | H | E | H | E | A | R | T | | | | | | | | |

What did the servant say?

BE
 CF
PATIENT
 QBUJFOU
WITH ME
 XJUI NF

Difficult

Memorize: (Easy, Medium, Difficult)

"Shouldn't you have had mercy ...just as I had on you?"

Matthew 18:33


Medium

What did the servant say?

Answer:
Be
patient
with me



Easy



Have the students cut out their sticker for this week and glue it onto their lesson page in the area marked by the dotted line. Then have them color the whole page.



Secret Message

| | | | | | | |
|---|---|---|---|---|---|---|
| I | M | U | S | T | | |
| F | O | R | G | I | V | E |
| F | R | O | M | T | H | E |
| H | E | A | R | T | | |



Game

Materials

Paper, pencils, watch, or timer.



Direct the game

1. Each child draws one of his hands on a sheet of paper. (The hand signifies the hands that they use to work in a vineyard.)
2. Give the children one or five actions, for example: a handshake or putting their hand on their shoulder. Set your clock for 60 seconds. (If you have a larger group, you can allow them more time.)
3. The children move around the room and do the action with as many children as they can before the time runs out. When two children have done an action, they sign with their initials on the “hand” paper of the other child. The goal is to gather as many initials as possible.
4. When the time ends, the children count the number of initials in their “hand.” The child with the most initials says something that he/she likes to do with his/her friends and suggests an action for the following turn. Use the other side of the paper to play again. (Or a new sheet of paper)

Option

Instead of using papers and pencils, the children can use washable markers (or something else that would wash off) to write their initials directly onto their hands.

The Workers

Bible Passage: Matthew 20:1-16

Memorize: “So the last will be first, and the first will be last.”
Matthew 20:16


Homework to read: Difficult - Matthew 15
Advanced - Matthew 19-20

Main Lesson

In this parable, we can see the marvelous mercy of God toward all of humanity. God is so generous that he offers salvation and eternal life to all who call upon His name, even when they decide to arrive at the feet of Christ at the last minute. Salvation is free, and it is equal for everyone, no matter when they receive it in life. A person can accept the Lord while young and serve the Lord all their life. While another person lives their whole life how they want to in sin, and when they are old, they give their heart to the Lord. This sinner receives the same eternal life as the first. It seems that Jesus wants to give a lesson to the whining brothers who are not content when things don't seem fair. The religious leaders of that time put themselves against Jesus and, many times, we do the same thing. Salvation is free for everyone, despite how late in life they come to Jesus. So, do not let Jesus find you like those workers under a tree, doing nothing. Just know that life here on earth is not fair. Just as Jesus said, “So the last will be first, and the first will be last.”

Visual Aid

Use three coins, giving them names as though they were people. They lived in a pocket, and the one with the most value always talked down to the ones with less value. He thought he was more important. One day at the store, the store owner didn't have change, so the larger coin could not be used. He was ashamed. The man had to use the smaller coins, which made them very happy!



Questions

Will there be complete justice here on earth? (*No*)
What does God want us to do in life? (*Work*)
Can we do nothing? (*No*)
Are there different levels of salvation? (*No*)

What does God want us to do when we see Him blessing others? (*Rejoice with them.*)
Will a person enter heaven that accepted the Lord only a week before they died? (*Yes, that is the main point of this parable.*)

Answers



Advanced

Secret Message



| | | | | | | | | | | | | | | | |
|---|---|---|---|---|---|---|---|---|---|---|---|---|---|---|---|
| I | s | h | o | u | l | d | k | n | o | w | t | h | a | t | |
| t | h | e | v | a | l | u | e | s | o | f | G | o | d | | |
| a | r | e | v | e | r | y | d | i | f | f | e | r | e | n | t |
| f | r | o | m | o | u | r | v | a | l | u | e | s | | | |

Memorize: (Easy, Medium, Difficult)

“So the last will be first, and the first will be last.” Matthew 20:16

Secret Message

| | | | | | | | | | | | | | | | |
|---|---|---|---|---|---|---|---|---|--|--|--|--|--|--|--|
| T | h | e | | | | | | | | | | | | | |
| v | a | l | u | e | s | | | | | | | | | | |
| o | f | G | o | d | | | | | | | | | | | |
| a | r | e | v | e | r | y | | | | | | | | | |
| d | i | f | f | e | r | e | n | t | | | | | | | |

Unscramble:

fiLe si ton yaswal irfa.

Difficult

Answer:


“Life is not always fair.”

Medium

Unscramble:

Answer:

“Life is not always fair.”



Easy

Have the students cut out their sticker for this week and glue it onto their lesson page in the area marked by the dotted line. Then have them color the whole page.



Game

Materials

Tape or thread, coins.

Prepare the game

Use the tape to make two curvy lines on the ground or the floor in your play area, leaving space so that the children can form a row behind the lines.



Direct the game

1. Put the children in two teams. Each team lines up behind one of the curvy lines. In this game, when a coin lands heads-up, the children can move rapidly along the line in an easy way to remember that is good to obey the commandments of God. If the coin lands tail-up, the child will have to move down the line in a difficult way to remember that disobeying God causes problems.
2. The child in front of each line throws the coin. If the coin lands heads-up, tell the child that they can move on the line in an easy manner (jump or walk). If the coin lands tails-up, tell the child that they can move down the line in a difficult way (crab walk on all fours, or walk backwards, etc.) After the first child has finished the line, the child that follows throws the coin and moves accordingly. Continue until all of the children in each team have finished the line. If time allows, do it again with new movements.

Options

1. Vary the complexity of the game according to the age of the children.
2. Help the children with ideas to move down the line, easy or difficult.

The Two Sons

Bible Passage: Matthew 21:28-32

Memorize: *“For John came to you to show you the way of righteousness, and you did not believe him, but the tax collectors and the prostitutes did. And even after you saw this, you did not repent and believe him.” Matthew 21:32*

Homework to read: Difficult - Matthew 16
Advanced - Matthew 21-22

Main Lesson

Here we have a good example of hypocrisy and Jesus explains it well. The “brothers of the religion” that speak well, are the ones that say they will go into the field. But if they don’t live Jesus’ teachings, really they haven’t obeyed, and did not actually go into the field. The ones that say to the Lord that they will NOT go into the field are the unbelievers. Their first response to the Lord is NO, but afterwards they repent and arrive at the feet of Jesus Christ. Here our Lord is talking about how important it is to put into action what we believe, and that “appearances” are of no value at all. You can think that you have everyone deceived, and your brothers and sisters in Christ around you may believe you, but God knows our hearts. This lesson is very important for us in today’s world. We can see the hypocrisy around us, and it is frustrating. But we should know that Christ also sees it, and He knows who is obeying from the heart. When you and I memorize things and we learn from our church or from the Bible, but we don’t live it, we have problems. Jesus would call us hypocrites. We can sing to God on Sunday from a surrendered life, but on Monday, if we don’t live it at school, we become the son from this parable that said YES but did not go. Therefore, it is VERY important to LIVE what we learn from the Bible, not just STUDY it. Because you and I want to be children of God that say YES to our Lord, and afterwards GO into his fields in obedience to HIM.

Visual Aid

Drama with two children with a dirty room. Their mom asks them to clean the room and to bring her their dirty clothes. At the beginning, the mom is angry with the son that says “no”, but when he does obey, she relents. Then, at the end of the day, the son that had said “yes,” but didn’t do anything is the one that receives the punishment. He his sent to bed without dinner.



Questions

Who are those that don’t want to go to the field, but repent and go? *(The people that are not attending church, are not yet saved, and are not living for Christ.)*
Who are those that say “yes” to the Lord, but do not go into His field? *(Christians who are attending church, giving and praying, but are not obeying Jesus’s teachings with their actions.)*
What does it mean to, “Go to the field”?

(To share your faith with others, to LOVE others like Christ loves you, to be kind to your enemies, to LIVE your faith in front of others.)
What can you do if you realize that you haven’t obeyed and gone into the field? *(Repent and change)*
Is it important to God for us to believe and obey? *(Absolutely YES.)*

Answers

Advanced



Secret Message

| | | | | | | | | | | | | |
|---|---|---|---|---|---|---|---|---|---|---|---|---|
| I | s | h | o | u | l | d | k | n | o | w | | |
| t | h | a | t | o | b | e | d | i | e | n | c | e |
| m | o | r | e | i | m | p | o | r | t | a | n | t |
| t | h | a | n | k | n | o | w | l | e | d | g | e |

i s



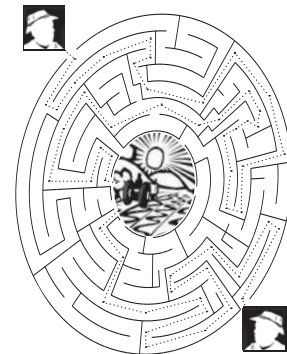
Memorize: (Easy, Medium, Difficult)
 "... even after you saw this, you did not repent and believe him." Matthew 21:32b

Difficult

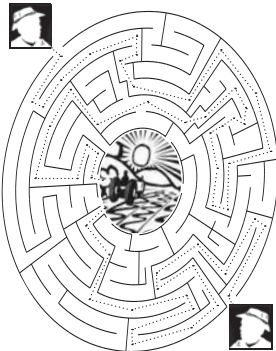
Secret Message

| | | | | | | | | |
|---|---|---|---|---|---|---|---|---|
| o | b | e | d | i | e | n | c | e |
| i | s | m | o | r | e | | | |
| i | m | p | o | r | t | a | n | t |
| t | h | a | n | | | | | |
| k | n | o | w | l | e | d | g | e |

Maze

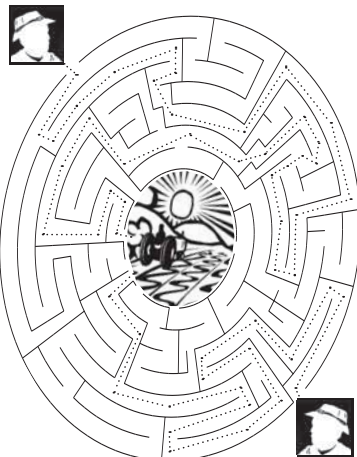


Maze




Medium

Maze



Easy

Have the students cut out their sticker for this week and glue it onto their lesson page in the area marked by the dotted line. Then have them color the whole page.



Game

Materials

A sheet, two chairs, tape, an inflated balloon.

Prepare the game

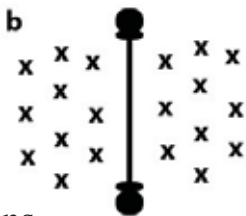
In the center of the playing area, put a sheet between two chairs so that it is hanging vertically (see the picture.)

Prepare a game area for each group of 20 children.

Direct the game

1. Divide the group in two teams of no more than ten children each one, sending the teams to opposite sides of the sheet. The children sit on the floor, spacing themselves uniformly around the playing area and sitting in a way that they can't see over the sheet. (See the picture)

2. The children play a game like volleyball, but stay seated during the game and they don't rotate positions. Give one team a balloon. Without warning or announcement, the child from the team with the balloon throws it over the sheet anywhere in the area of the game. The children on the receiving team are waiting for the balloon to come over at any time, catch the balloon and hit it lightly two times to those on their own team before hitting it over the sheet to the other team. The teams see how many times they can hit the balloon over the sheet without the balloon touching the ground.



Options

1. In order to divide the group into teams, send each child to find a friend. Have the friend go to one side of the sheet while the other friend goes to the opposite side. (This will divide your group in half)
2. Put thread or tape around the game area.
3. If you have small children, play the game without the sheet.

The Tenants

Bible Passage: Matthew 21:33-45

Memorize: *“Therefore I tell you that the kingdom of God will be taken away from you and given to a people who will produce its fruit.”*
Matthew 21:43

Homework to read: Difficult - Matthew 18
Advanced - Matthew 23-24

Main Lesson

This parable gives us a portrait of what was going to happen with Jesus Christ, the son of God. The father in this parable is God himself. He sends his servants that are prophets and Christians who have preached the truth of God. Afterwards he sends his own son, Jesus Christ himself. But they kill him. When Jesus tells this parable, He had not died yet, and is talking about the future. The religious leaders back in the day wouldn't receive Jesus, but instead they killed Him. It happened just like this parable. We can also apply this parable to our lives today, because Jesus gives us this key verse: “Therefore I tell you that the kingdom of God will be taken away from you and given to a people who will produce its fruit.” Again, we can see the importance of having spiritual fruit in our Christian life. This fruit is the patience or humility in our lives, or how we serve the church. It means to help others or to be kind and share with someone who has a lower status than us. If we don't show the fruit of God in our lives, everything will be removed from us and given to someone else who WILL produce fruit.

Visual Aid

Tell them a true story about 40 trees given as a gift to a farmer. All were small, but were planted in good dirt and watered well. After 6 weeks of watering them all, the owner counts all that have sprouted. Only 18 had sprouted with green leaves. What should the owner do with the 22 that have dried up? Should he quit spending time and water on them? Yes! He should plant other trees that will one day give him shade on his land.



Questions

Who is the father? (*God*)
Who are the tenants? (*We are*)
Who are the servants? (*The prophets, the pastors and those that preach.*)
Who is the son? (*Jesus Christ*)
What is the fruit that we can produce in

life? (*Peace, joy, patience, humility, kindness, etc.*)
What will God do if we don't have fruit in our lives? (*He will take away what we have and will give it to another that produces fruit.*)

Answers

Advanced

Secret Message



| | | | | | | | | | | | | | | | | | |
|---|---|---|---|---|---|---|---|---|---|---|---|---|---|---|---|---|---|
| I | S | H | O | U | L | D | | P | U | T | I | N | T | O | | | |
| P | R | A | C | T | I | C | E | E | V | E | R | Y | T | H | I | N | G |
| T | H | A | T | | G | O | D | T | E | A | C | H | E | S | | | |



Memorize: (Easy, Medium, Difficult)

“...the kingdom ... will be... given to a people who will produce its fruit.” Matthew 21:43b

Word Find

| | | | | | | | | | | | | | | | | | |
|---|---|---|---|---|---|---|---|---|---|---|---|--|--|--|--|--|--|
| V | | | | K | I | L | L | E | D | | | | | | | | |
| | I | N | H | E | R | I | T | A | N | C | E | | | | | | |
| | N | A | L | A | N | D | O | W | N | E | R | | | | | | |
| H | E | I | R | | G | | F | | S | | E | | | | | | |
| P | Y | V | G | O | D | | R | | T | | S | | | | | | |
| L | A | B | E | A | T | O | | U | | O | P | | | | | | |
| A | R | | S | O | N | M | | I | | N | E | | | | | | |
| N | D | | T | E | N | A | N | T | S | E | C | | | | | | |
| T | | S | E | R | V | A | N | T | S | D | | | | | | | |

Difficult

The Secret Message

| | | | | | | | | | | | | | | | | | |
|---|---|---|---|---|---|---|---|--|--|--|--|--|--|--|--|--|--|
| P | U | T | | I | N | T | O | | | | | | | | | | |
| P | R | A | C | T | I | C | E | | | | | | | | | | |
| W | H | A | T | | G | O | D | | | | | | | | | | |
| T | E | A | C | H | E | S | | | | | | | | | | | |


Word Find

| | | | | | | | | | | | | | | | | | |
|---|---|---|---|---|---|---|--|--|--|--|--|--|--|--|--|--|--|
| K | F | A | T | H | E | R | | | | | | | | | | | |
| I | W | E | V | I | L | E | | | | | | | | | | | |
| L | G | R | A | P | E | S | | | | | | | | | | | |
| L | O | W | O | R | K | P | | | | | | | | | | | |
| E | D | R | M | O | S | E | | | | | | | | | | | |
| D | H | E | O | D | O | C | | | | | | | | | | | |
| S | E | R | V | A | N | T | | | | | | | | | | | |

Medium


Word Find

| | | | | | | | | | | | | | | | | | |
|---|---|---|---|---|---|---|--|--|--|--|--|--|--|--|--|--|--|
| K | F | A | T | H | E | R | | | | | | | | | | | |
| I | W | E | V | I | L | E | | | | | | | | | | | |
| L | G | R | A | P | E | S | | | | | | | | | | | |
| L | O | W | O | R | K | P | | | | | | | | | | | |
| E | D | R | M | O | S | E | | | | | | | | | | | |
| D | H | E | O | D | O | C | | | | | | | | | | | |
| S | E | R | V | A | N | T | | | | | | | | | | | |



Easy

10



Have the students cut out their sticker for this week and glue it onto their lesson page in the area marked by the dotted line. Then have them color the whole page.



Game

Materials

Paper, scissors, marker.

Prepare the game

Make small squares with paper, at the least 10 for each student.

Direct the game

1. Give 10 pieces of paper to each student with a marker. The students write numbers 1-10 on each little sheet, and then they put them with the number down in the middle of the playing area. (You can also prep these ahead of time.)
2. Divide the students into two groups. Put them in opposite rows, face to face. Give each students a number to play the game. (See picture)
3. Call two numbers. The students with these numbers have 5 seconds to gather as many squares possible. They return to their place with their squares. Count the numbers that are written on each square to have a total. The child with the biggest number wins.
4. To continue playing, return the squares and continue with other children.



Options

1. If you have less than 10 students in your class, make more than 10 squares for each child. Divide the children into 2 teams, but send them all to gather the squares at the same time. The students grab squares until they are finished. Count the points on the papers of the whole team to see who won.
2. Make a shape from the little papers to go with the theme of your lesson.
3. For the smaller children, count the amount of squares nothing more, with no need to have numbers written on each square.

The Wedding Banquet

Bible Passage: Matthew 22:1-14

Memorize: “‘So go to the street corners and invite to the banquet anyone you find.’ So the servants went out into the streets and gathered all the people they could find, the bad as well as the good, and the wedding hall was filled with guests.” Matthew 22:9-10

Homework to read: Difficult - Matthew 26
Advanced - Matthew 25-26

Main Lesson

How many of you like to go to parties? They are fun, especially with delicious food, candy, cake, and music. Do you know what? You and I are invited to a grand wedding party! God himself has invited us to this giant party and he has given an open invitation to everyone! In this parable Jesus tells, the man originally invites the important, upper-class people. But when it was time for the party to start, these rich, well-educated religious people refused to go! They gave all sorts of excuses. Many were just too busy for God, and they didn't want to make time for Him. And so God changed His mind, and opened up the party to everyone. Not just the rich people, or the prettiest, most handsome of the school, or familiar people to enjoy the dinner. No, he went out and sent invitations to everyone! Soon the party was full of people, but the Bible says they were the poor, crippled, blind, and lame. This is exactly what happens today. It is harder for an upper-class person to accept Jesus's invitation because they often will struggle with pride. They think they are so important, that they don't have to make time for Jesus, and they give all sorts of excuses. There are people all around us ignoring God and His invitation. Life is just like this parable; each person in this world is invited to receive Jesus Christ and to be saved. We are invited to attend the eternal party with God in heaven. What we can understand from this parable is that there may be many people from lower levels of society in HIGH places of society in heaven, because they listened to the invitation and responded to God. God has invited you! Are you ready to listen to him, to accept his invitation and to attend the party?

Visual Aid

Drama: A girl receives an invitation to a party. She is happy to go, only she is busy. She thinks that she is going to attend, but in the end, she forgets what day it was, and misses it. Afterwards, the other girls are talking in school about how cool the party was and she is sad that she missed out. Have a small birthday cake to represent the party.



Questions

Who is invited to the wedding?
(Those that leave everything to go.)
Is it possible to be too busy for the Lord? (Yes)
How? (At work, school, or in

your heart, like with a girlfriend or boyfriend, etc.)
Who were the chosen ones? (Those that actually attended.)
Will you accept the invitation?

Answers

Advanced

Secret Message

I SHOULD BE CAREFUL
 TO ALWAYS HAVE
 TIME FOR JESUS
 CHRIST OUR LORD



Memorize: (Easy, Medium, Difficult)


"Invite to the banquet anyone you find... the bad as well as the good..." Matthew 22:9b, 10b




Difficult

Secret Message

I HAVE
 TIME FOR
 CHRIST



Medium



Easy

Have the students cut out their sticker for this week and glue it onto their lesson page in the area marked by the dotted line. Then have them color the whole page.



Game

Materials

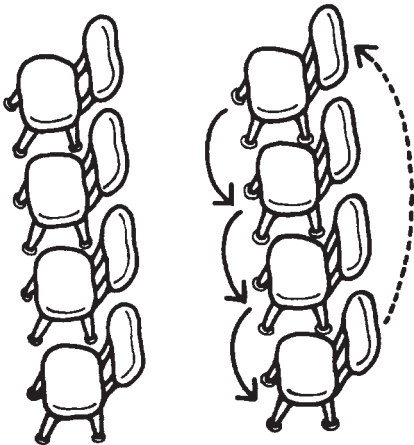
A chair for each child. Something to pass around, like a plastic lamp, flashlight, bottle of oil, or just a piece of paper. (One for every 6-8 children)

Prepare the game

Put the chairs in two rows as pictured below.

Direct the game

1. Put the children in groups of 6-8 and have them sit in chairs.
2. Give the object to the first person in each row. When the teacher says so, they pass them by hand to the end of their row. The last child raises picks it up and carries it running to the start. While he runs, the others move their chairs, leaving one empty seat at the start. After he sits, pass the object again. Continue until every student returns to his or her original seat. The team that finishes the cycle first wins.
3. A child from the team that wins gives an answer to a question from the lesson. You can mix the teams around and continue playing.



Options

1. You can use sheets of paper with something from your lesson, or with the memory verse.
2. You can use branches from a tree, or flowers, or any other living thing.
3. If the amount of children is not exact for the different teams, have leaders join teams to make them even.

The Ten Virgins

Bible Passage: Matthew 25:1-13

Memorize: “Therefore keep watch, because you do not know the day or the hour”

Matthew 25:13

Homework to read: Difficult - Matthew 28

Advanced - Matthew 27-28

Main Lesson

The Bible tells us that one day Jesus will return for those of us who have given our lives to Him. In this parable, we see that Jesus wants us to be ready for his second coming. We are the bride of Christ (the church) and we are waiting for Jesus to return. We should be ready. There are those that think that they can play a while, partying and sinning for a few years. Maybe they are thinking that afterwards they are going to repent, just in time. But, Christ can return for his church at any moment, and we need to be ready. When He returns, we need to be found living for Him. Some perhaps seem like they are living a Christian life, but in their hearts, they have not surrendered to the Lord. They don't want to obey when he asks them to forgive others or to be kind to others. We may be able to fake out people, but God can see our hearts. From this parable, we can be reminded to always live for God, obeying His commands, because we cannot know the day or the hour of His return.

Visual Aid

Drama where students are playing the flute. Everyone does it well and they are preparing for a concert that is coming soon. They don't know the date of the concert, so they need to bring their flutes to school each day. One day the concert arrives suddenly but only 5 of the 10 children have their flutes and can participate. Others are left sad because they didn't get to participate.



Questions

Who are the virgins? (*We are*)
Who is the bridegroom? (*Christ*)
Who knows the date that Christ is going to return? (*Nobody*)

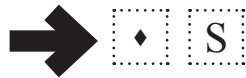
What can you do to be ready for the return of Christ? (*Love others, be kind, obey God, etc.*)
What does a person do that is awake? (*He moves, works, eats, cleans, etc.*)

Answers

Advanced

Secret Message

I should live as
a real Christian
every day of my
life



Memorize: (Easy, Medium, Difficult)

“Therefore keep watch, because you do not know the day or the hour.” Matthew 25:13

Word Find

| | | | | | | | | | |
|---|---|---|---|---|---|---|---|---|---|
| | B | A | S | L | E | E | P | | |
| | R | E | O | I | L | W | F | | |
| K | I | N | G | D | O | M | I | | I |
| L | D | O | A | R | S | V | | | |
| A | E | U | Y | D | E | E | | | |
| M | G | G | K | N | O | W | A | T | C |
| P | R | H | O | U | R | | E | | |
| F | O | O | L | I | S | H | N | | |
| D | O | O | R | H | E | A | V | E | N |
| | M | I | D | N | I | G | H | T | |

Difficult

Secret Message

live as a
Christian
every day
of my life


Word Find

| | | | | | | | |
|---|---|---|---|---|---|---|---|
| G | W | S | F | I | V | E | I |
| O | E | L | O | C | K | E | D |
| D | O | D | O | O | R | K | J |
| G | I | R | L | S | T | L | E |
| R | L | W | I | S | E | A | S |
| O | L | A | S | P | N | M | U |
| O | I | E | H | A | P | P | Y |
| M | O | V | E | N | E | S | D |

Medium

Word Find

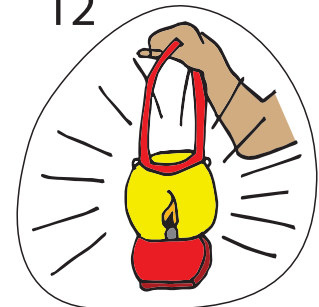
| | | | | | | | |
|---|---|---|---|---|---|---|---|
| G | W | S | F | I | V | E | T |
| O | F | L | O | C | K | E | D |
| D | O | D | O | O | R | K | J |
| G | I | R | L | S | T | L | E |
| R | L | W | I | S | E | A | S |
| O | L | A | S | P | N | M | U |
| O | I | E | H | A | P | P | Y |
| M | O | V | E | N | E | S | E |



Easy

Have the students cut out their sticker for this week and glue it into their lesson page in the area marked by the dotted line. Then have them color the whole page.

12



Thank you

for using your
time and talents to
minister to children!

Game

Materials

A card for each child and a marker.

Prepare the game

Write an amount of coins from 1-10 on each card. Hide them around the class.

Direct the game

When the teacher indicates, the children go in search of a single card. They can't change cards with other children. The children have to jump double the amount that they received. A child with 1, jumps 2 times. The child that has 10, has to jump 20 times. Repeat it various times, changing what they do to double their coins (running to the other side of the room, fingers touching, doing something for 10 seconds, etc.)



Options

If you can't hide the cards for lack of space or other reason, just give one to each student. Fold them so they can't see it. When the teacher indicates, the students pass the cards around. When time runs out, each child opens the card in his/her hands to see what number he/she received.

The Gold Coins

Bible Passage: Matthew 25:14-30


Memorize: "Well done, good and faithful servant! You have been faithful with a few things; I will put you in charge of many things. Come and share your master's happiness!" Matthew 25:21b

Homework: Celebrate and rejoice!

Main Lesson

"Well done, good and faithful servant! You have been faithful with a few things; I will put you in charge of many things. Come and share your master's happiness!" Everyone wants to hear these words from the Lord. So, what is God saying to us in this parable? How can we behave in order to hear these words from Jesus? First, it is important that we do something with our money, gifts, and time that God has given us. God wants fruit from our lives, and we can use the resources we have. Second, we can notice that God is going to judge us based on what we have to start with. God didn't ask for ten coins from the man to whom He had only given two. He was content with the four because it doubled the amount he originally had. This is a very interesting concept. I don't have to do a ministry the same as my brother, because maybe he has more money, gifts, or time than I. But what if he has less, and is exceeding me by a lot? The important thing is that we do something with the resources God has given us. And if we do, God promises us that he will give us more. Also, it is important that we don't become focused on other people's ministries and start to compare ourselves. Only God knows what we are accomplishing in comparison with what He initially gave us.

Visual Aid



Drama: One man has an ugly battered shovel that almost doesn't work, while another other man has a new shovel. The boss gives a job to both men, to each make a hole of one square meter. The man with the ugly shovel has very hard land with many rocks. The man with the good shovel has very soft ground. The man with the good shovel and easy ground starts to look down on the other, treating him as if he doesn't know how to work. He mocks him saying he must not have many muscles and must take a lot of breaks. At the end, the boss returns, and is very content with the second man, because he did a lot with what little he had.

Questions

What are the different "gold coins" that God has given us? (*Money, spiritual gifts, natural talents, intelligence, time*) Since you are Christian, are the works you do important? (*Yes*) Why? (*Because we should put to work what God has given to us; because what we do shows who we are!*)

Can you compare your works with others? (*No, because we don't know what God gave them to begin with.*) What happens when we produce double from what God has given us? (*God will say, "Well done faithful servant" and give us more.*)

Answers



Advanced

Secret Message

I should always
remember to use my
money talents and
time for the
things of God

Memorize: (Easy, Medium, Difficult)

“...You have been faithful with a few things; I will put you in charge of many things....” Matthew 25:21b

The Secret Message

use my
money
talent and
time for
the things
of God

Unscramble:

oD ton tel seusJ dinf
Do not let Jesus find
ouy tisingt nad
you sitting and
gonid githonn.
doing nothing.

Difficult

Medium

Unscramble

Do (oD) not (ton)

let (teJ) Jesus (seusJ)

find (dinf) you (ouy)

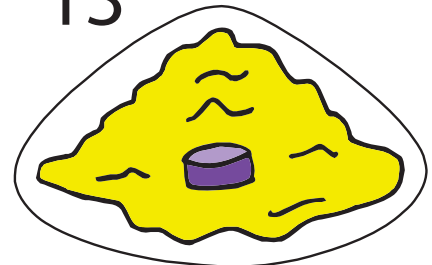
sitting (tisingt) and (nad)

doing (nogind) nothing (gnohtin)



Easy

13



Have the students cut out their sticker for this week and glue it onto their lesson page in the area marked by the dotted line. Then have them color the whole page.



S N I M U D X Z C J L H R W E Q V A O G K B T Y F P

K E Y

Try our new VBS:



www.ChildrenAreImportant.com/galaxy

Where kids encounter the greatness of God!



10632
Detectives Teacher
English

India.ChildrenAreImportant.com
info@childrenareimportant.com
We are located in Mexico.
DK Editorial Pro-Visión A.C.

