

VBS


# DESTINATION

## WITHOUT LIMITS



Where the way up is down. Matthew 10:39

# DIRECTOR'S MANUAL



## Welcome to Destination without Limits!

How many times have you asked a child, "What do you want to be when you grow up?"

We all have dreams of who we want to become. We have hopes of God using us to do something big. This could be in the schools, in our churches, in politics, in hospitals, or reaching the world in a non-profit organization. God needs capable people in every area, and we hope to be one of them. Just as we dream of God using us, so do the children in our churches and communities. They hope and dream of who they will

become someday. They dream about God having huge plans for their lives.

The good news is that God does have huge plans for their lives.

The bad news is that many will make mistakes, and miss God's best plan for them.

This VBS is all about helping the children in your communities NOT to miss out, but stay in God's will and achieve something great with their lives. Just like climbing a mountain, it takes a willingness to press on, as well as some courage and strength to reach the summit.

For this year's vacation Bible school, we have a special guest speaker coming to share with the children. Our guest is Joseph himself, the young man who dreamed that God would use him in big ways. However, the "climb" for Joseph to become one of the most powerful men in the world led him first to become a slave. The way up the mountain for Joseph was DOWN!

This is how God works in our lives too. The way up is actually DOWN! But have no fear, even if it feels like we are going nowhere or going backwards, God has a great plan for our lives, just as He did for Joseph. God has offered to run our lives, if we will let Him.

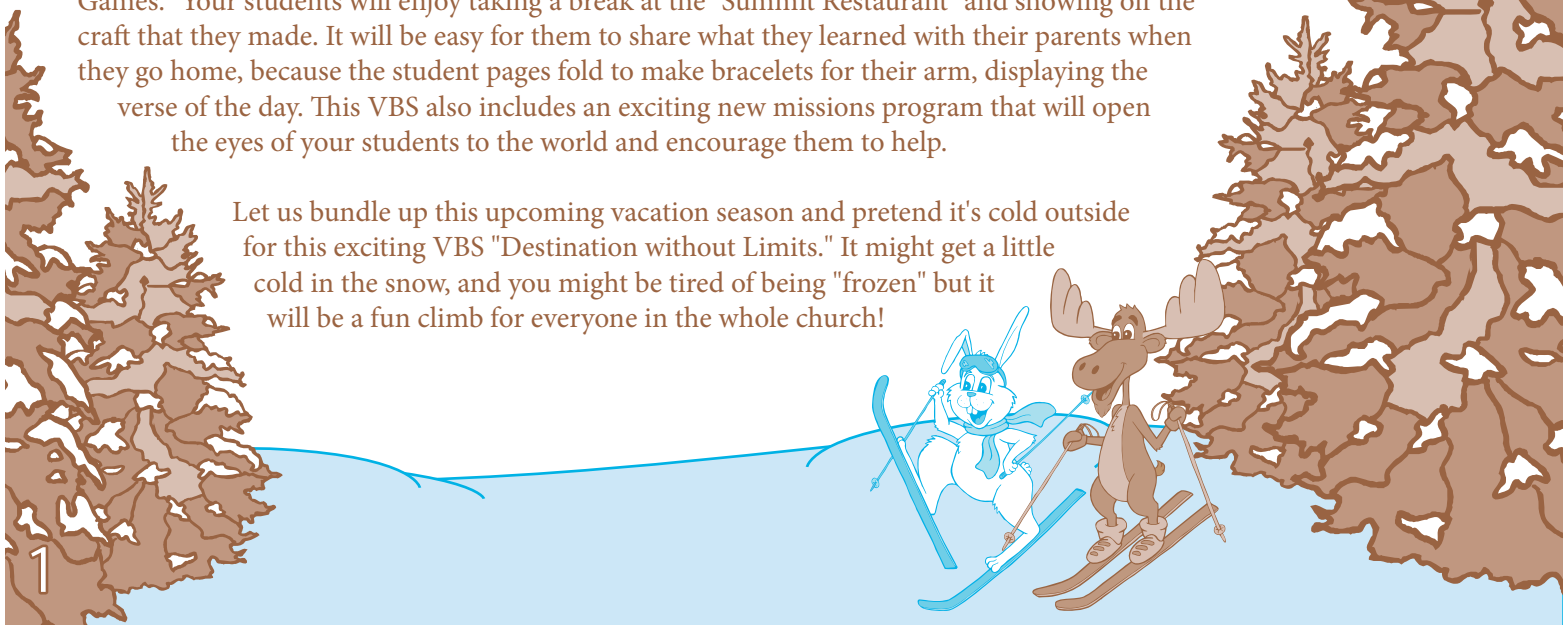
"Whoever finds their life will lose it, and whoever loses their life for my sake will find it." Matthew 10:39

When we give our lives to God, even if it feels like we are going down, we will be climbing up.

What do you say?

Are you willing to take your students on an adventure climb up the mountain? Let us pretend to go skiing in the snow, while having a blast rotating through fun stations like "Cabin Crafts" or "Frozen Games." Your students will enjoy taking a break at the "Summit Restaurant" and showing off the craft that they made. It will be easy for them to share what they learned with their parents when they go home, because the student pages fold to make bracelets for their arm, displaying the verse of the day. This VBS also includes an exciting new missions program that will open the eyes of your students to the world and encourage them to help.

Let us bundle up this upcoming vacation season and pretend it's cold outside for this exciting VBS "Destination without Limits." It might get a little cold in the snow, and you might be tired of being "frozen" but it will be a fun climb for everyone in the whole church!




Theme verse

"Whoever finds their life will lose it, and  
whoever loses their life for my sake will find it."

Matthew 10:39

## Table of Contents

Introduction	1
Credits	2
Overview	3
How to use this material	5
Rotation Stations	7
Extra Ideas	9
Lesson 1	11
Lesson 2	17
Lesson 3	23
Lesson 4	29
Lesson 5	35
Resources "Destination without Limits"	41



**Children are Important**

**Children are Important**

[www.ChildrenAreImportant.com](http://www.ChildrenAreImportant.com)

This material "Destination without Limits" is written by the ministry "Children are Important." Our material is free to download, free to use, free to print, and free to distribute to other churches and ministries without obligations.

For more information, contact us at:  
[info@childrenareimportant.com](mailto:info@childrenareimportant.com) or 52-592-924-9041 (Mexico)

All Scripture is taken from NIV.

### Thanks to the whole team!

Editor: Kristina Krauss

Creative Team: Dwight Krauss, Flor Boldo, Mike Kangas, Monserrat Durán, Vickie Kangas, Rubén Darío, Suki Kangas, and Verónica Toj.

# Overview



## 1 Believe God

Base Camp

**Joseph's dreams rebuked**  
(Genesis 37:2-11)

Dream box



Joseph's dreams



## 2 Trust God



Frozen Creek Camp

**Joseph is mistreated**  
(Genesis 37:12-35)

Wooden cross



Joseph Mistreated



## 3 Serve God

Timberline Camp (Forest Edge Camp)

**Joseph serves in Potiphar's house**  
(Genesis 37:36, 39:1-6)

Serving God charades



Joseph and Potiphar




## 4 Hope in God

Glacier Camp

**Joseph forgotten in jail**  
(Genesis 39:7-40:23)



Paper boat



Joseph in Jail



## 5 Thank God

Summit

**Joseph's dreams fulfilled**  
(Genesis 41:14-40, 41:53-57, 42:1-6)

Summit flags



Joseph's brothers







Joseph and his coat of many colors

Joseph's coat of many colors

Pass the ice cube  
Freeze dance



Joseph and the well

The Well

Ice melt  
Snowball throw



Bookmark

Cookie snowflakes

Snowball toss  
Blizzard relay



Picture frame

Snowball  
punch/juice

Scavenger hunt  
Snowball relay



Snowy mountain scene

Mountain Treats

Carnival day





# How to use this material

## The Easy VBS

Welcome to "Destination without Limits" a simple VBS that is easy to plan and easy to do. Just pick a date, gather some volunteers, hang some invitation posters around the community, and you are ready to go!

This year, the team at "Children are Important" visited several VBS's in various countries to see what changes in the curriculum the churches would like. Some churches in India requested MORE activities for a longer time spent with the children in the VBS. For this reason, we have added two more rotation stations, the mission's station, and the Bible station where Joseph comes to visit! They will be easy stations to do, will add more fun and learning to your VBS, and will provide you with more content for a longer VBS as needed. The other request was for more activities on the student sheets. We are thrilled that we were able to incorporate 5 different activities onto 1/2 a piece of paper! This should provide more for your students to do, with only a very small cost per child.

Whether you use the "rotation" system, or the classical "classroom" system, there are plenty of activities to make your VBS lots of fun, where the whole church learns together how to "gain their lives by losing them."

## Dramas

The dramas are a fun way to introduce the lesson for each day, as well as help the students connect the teaching to their daily lives. We recommend you use the same actors each day, and that they stay in costume all week. They can visit the stations to greet the students, and take "selfies" pictures with students randomly throughout the day.

In this year's dramas, rabbit is learning to ski, and moose is his instructor. Their goal is to go all the way up to the summit and ski from there, but first rabbit must start on the lower and easier slopes and learn to ski well. During each drama, the rabbit must learn a similar lesson that the children are learning. Since rabbit will need to tumble and fall in some of the dramas, recruit a young or athletic actor for rabbit if possible.



The dramas for the five days:

1. Bunny slope: Believe God
2. Jumps: Trust God
3. Slalom: Serve God
4. Wait: Hope in God
5. Summit: Thank God

## Rotation VBS System

This VBS is written to be used with a rotation schedule with three stations at a time. This means that you break your group up into three groups, and those groups rotate through the first three provided stations, followed by the second three. Each station lasts 20 to 40 minutes, and each station is repeated three times so that each group goes to each station once each day. The easiest way is to divide your group into the three age groups that we use for our student pages:

- Easy (4-6 years old)
- Medium (7-9 years old)
- Difficult (10-12 years old)

We recommend that you use your adolescents (13+ years) as young helpers for your VBS. However, the "difficult" student page will be fun for all older ages, including adults. Our favorite way to rotate through the stations is to play music when it is time to rotate, so that there is lots of energy as the students rotate from one station to another.

This year we have added two stations, the Bible and the missionary stations. This gave us five stations, therefore we have additionally made the snack time a station. In this way, you can easily rotate the three age groups through the six stations. This, however, creates a small problem in that some students will not have their snack until almost the end of the day. We recommend that you have the older students wait the longest for their snack.

If you would rather serve all your students snack together in the middle of the day, there are other options. You could divide your group into 5 classes, and rotate through the five stations that are running simultaneously. This could be done by dividing the two age groups that are the largest in half. Another option is to add another station for learning the memory verse, or for learning the actions to the songs, or both. In this way, you would have six stations to rotate, apart from the snacks. Alternatively, you could eliminate some stations, to make your VBS shorter in length.

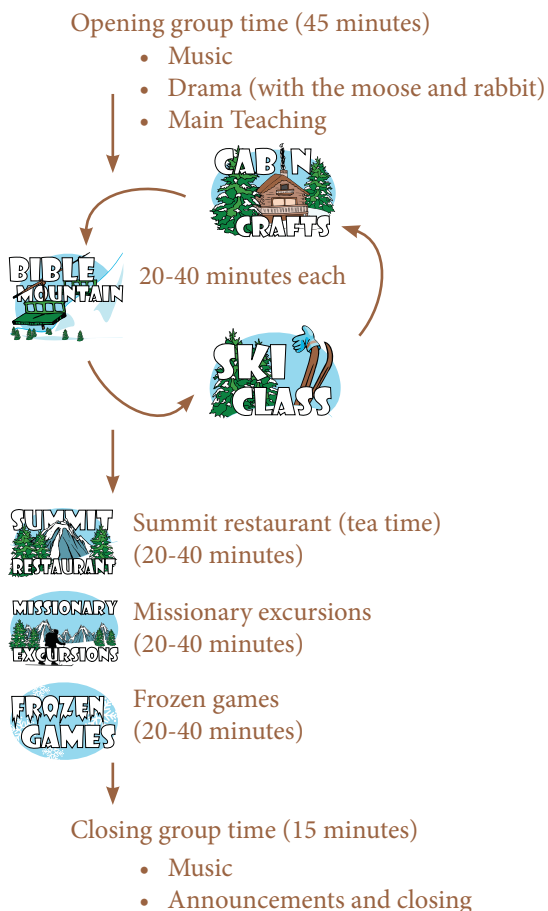


## Traditional Classroom System

If you would rather not use the rotation schedule, here is a schedule with the traditional classroom system for your VBS. This schedule has the added benefit of taking more time, if you need a longer VBS. However, it requires more teachers, as each age group would need a Joseph actor, as well as teachers who have to learn all the different activities.

## Schedules

### Rotation Schedule (3-5 hours)



## Staff

With a larger team of staff, the VBS is more fun for everyone involved. We have divided the work into various roles to involve more people. The following staff roles are for the rotation system:

- 1 VBS director
- 1 Song leader (Extras to help with actions to songs)
- 1 Preacher for the main lesson
- 2 Actors for the drama (the moose and the rabbit)
- 6 Leaders for small groups, 2 leaders for each age. (They go with the students around to the different stations)

Stations:

- 2 Bible station (1 coordinator, 1 actor for Joseph)
- 1 Class coordinator (for student activity sheets)
- 1 Crafts coordinator
- 1 Snacks coordinator
- 1 Games coordinator
- 1 Missions coordinator

### Traditional Schedule (6 hours)

#### Opening group time (1 1/2 hours)

- 30 minutes Devotional: Use the main lesson for each day
- 30 minutes Songs: Use your favorite worship music as well as the new CD provided special for this VBS.
- 15 minutes Drama with moose and rabbit (helps introduce the theme for the day)
- 15 minutes Review main theme for the day, main memory verse for the day, then separate into classes

#### Classroom time (1 1/2 hours)

- 15 minutes Teacher and guest "Joseph" share with class (from Bible Mountain station)
- 15 minutes Do classroom activity with Joseph (from Bible Mountain station)
- 45 minutes Student activity sheets (from ski class station)
- 15 minutes Voting activity (from Bible Mountain station)

#### Snack time/ Tea break (30 minutes) (from summit restaurant station)

#### Classroom time (1 1/2 hours)

- 20 minutes Learn about missions (from missionary excursion station)
- 30 minutes Missions activity (from missionary excursion station)
- 40 minutes Craft time (from Cabin crafts station)

#### Game time (30 minutes) (from frozen games station)

#### Closing group time (30 minutes)

- 15 minutes Songs
- 15 minutes Review and announcements for tomorrow

# Rotation Stations



## Bible Mountain

In this station, we have actually invited Joseph to come and visit your VBS! Have one of your leaders dress up as Joseph from Egypt, as he greets the students and shares with them a story from his life each day. After Joseph shares, the teacher thanks Joseph for sharing, shares a few words, and then leads the students in an activity.

At the end of your time, lead the students in the voting for the day. Hang the voting poster on the wall. Then present the two options for that day, and discuss the issue in a way that does NOT show a right or wrong answer. Have the students think for themselves and vote. They can sign the paper on the wall, or place a sticker.



## Ski Class

Review the lesson title and memory verse for the day. Pass out the student sheets and help your students with them. Each student sheet has five different activities to enjoy!

The front of the sheet has two puzzles. For the older students, there is a game to play with a partner. Have your students choose a partner and play! Next, there is a word find. For the younger students, there are 10 different objects hidden in the picture of Joseph. After they find the hidden objects, have them color the picture.

Next, flip the student sheet over to do the maze. After finding their way through the maze, color it to make a nice bracelet to take home. Finally, fold the sheet and tape as shown to bring the memory verse home!



## Cabin Crafts

In this station, your students will enjoy making a craft to remind them of the lesson, and to have something fun to take home. All the patterns and instructions for the crafts are available online. If you can photocopy a piece of paper for each child, you can do some crafts!



## Summit Restaurant

Of course, you can serve your normal snack, teatime, or lunch, as you are accustomed. Our snack ideas, along with being good to eat, are also an activity for your students. Everyone in your VBS will have fun making Joseph's coat of many colors out of bread or crackers, and it can be economic too! Rotate the ingredients to use items you can find easily near you, and have some fun with the snacks.



## Frozen Games

Playing is an important part of the life of a child. Including games in your VBS, therefore, is essential! Choose one of the two games provided in each lesson, or play them both. Involve ice whenever you can, to give your VBS a more "frozen" feel. Have fun!

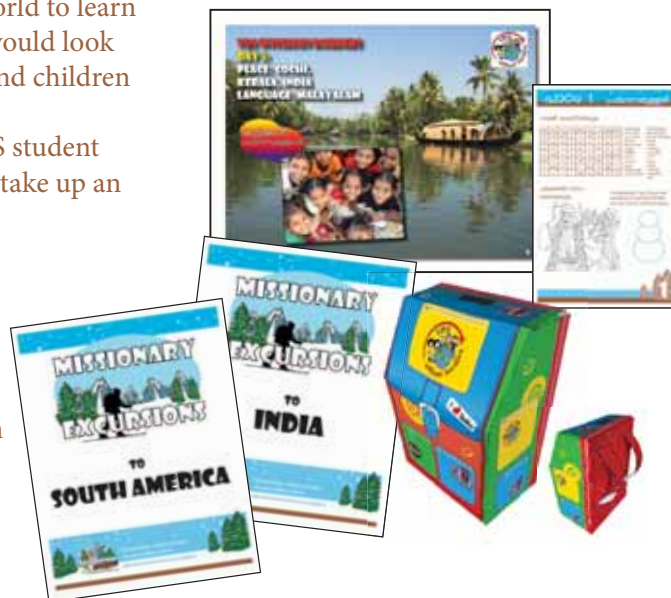


## Missionary Excursions

Introducing the new program, "VBS without borders" where your church can participate in helping children in other countries have a VBS. We are thrilled to offer this new missions station where your students can also learn all about another country, while participating to make a difference. We have made two different missions pamphlets, one for each side of the planet. Your students can imagine they are traveling to the other side of the world to learn about the culture, the languages, the needs, and see what a VBS would look like. Children from Latin America will be learning about India, and children from South Asia will be learning about South America.

The missions packet includes pictures of the country or area, VBS student sheets in the different languages, and a collection money bank to take up an offering each day for missions.

Contact sister Kristina Krauss at [kristina@losninoscuentan.com](mailto:kristina@losninoscuentan.com) for information on where to send your donation to participate in "VBS without borders." We appreciate all donations since the needs around the world are larger than we can do alone, and we need all the help we can receive. You can also use the mission station to share about your own denomination's mission program and send your donation to your home office for that project.



**FREE materials  
for children's ministry**

**ChildrenAreImportant.com**



Vacation Bible school

**No copyright.**

*Yeah!*

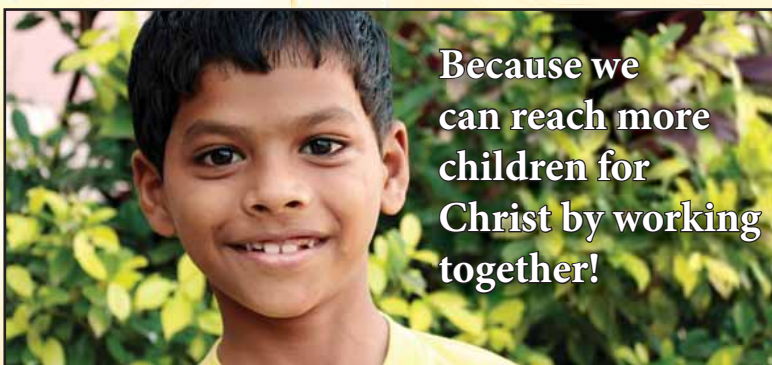
Go ahead and print as many as you want. *You can even sell them!*

And they will **always** be **free** on our website.


Sunday School



NEW resources  
EVERY year



Because we  
can reach more  
children for  
Christ by working  
together!



# Extra Ideas



Make a cute name card for each student with a branch from a tree or cut branch shapes out of paper.

## Paper snowflakes

Fold a paper several times, then cut out some shapes from the sides. Unfold the paper to see the snowflake. Make several different patterns and hang them around the church. Thin paper is easiest to use, but normal paper works as well.



Thread cotton balls onto a thin or clear string and tie them into place. Then hang these strands of "snow" around the church.



Make paper icicles and hang them from the ceiling.

Decorate the halls with blue or white craft paper or plastic. Hang snowflakes everywhere.



Make a balloon archway at the entrance to the church to help the kids imagine walking into a winter wonderland.



## Mountain Diorama

Make a diorama of a mountain scene and help the kids see the progress they make toward the summit throughout the program. Label different spots on the diorama with the theme of each day.



## Snow Soap

Wash your hands with "snow"! Place a bar of Ivory brand soap onto a large, microwave-safe dish. Heat it for 2-3 minutes. Let the students watch as the soap expands into a snowy cloud. Let it cool before putting it in the hand-washing area. \*Only Ivory brand soap will work.





## Crystal lize your decorations

Make your snowy decorations extra sparkly by crystallizing them, like this example snowman.

### Supplies:

Water

3 tbsp. borax per cup of water

### Instructions:

- Fill a jar or vase with boiling water, add the borax, and stir. It is okay if some borax settles on the bottom of the container.
- With string, tie a small decoration to a pencil, spoon, or other long object. Lower the decoration into the hot water and borax mixture, making sure it does not touch the sides or bottom of the container.
- Set the jar in a quiet place, and do not let anything bump it. In a couple hours, crystals begin to develop. Leave it for a few hours or even overnight to let more crystals grow. When ready, set the decoration on a paper towel to dry for about an hour.
- Bring a magnifying glass and let the students see the crystals!



Set up a photo zone for the students to take selfies.



Make a mountain range with your students. Each student rolls paper into a cone for a mountain.

Use tape or glue to hold it together and cut the bottom of the cone to make it level. Taller mountains get snowcaps.



Use these ideas to decorate your church for the VBS:

Paper snowflakes

Strings of lights

Blue and white balloons

White tablecloths

Blue and white streamers

Paper mountains for the walls

Blue jars or clear jars with blue juice in them with snowflake stickers or vinyl.

(Patterns for vinyl snowflakes and 3D paper hanging snowflakes are available on our website to order some made locally)



Search online for more decoration ideas to make your VBS super awesome!






# Your new fountain of children's ministry resources

[www.ChildrenAreImportant.com](http://www.ChildrenAreImportant.com)

Our material is free to download, free to use,  
free to print, and free to distribute to other  
churches and ministries without obligations.

It's like there's no copyright.  
Yeah! Go ahead and print as many as you  
want. You can even sell them! And they will  
always be free on our website.

Because we can reach more children  
for Christ by working together!





# 1 Believe God

## Base camp / Joseph's dreams rebuked

Genesis 37:2-11

### Drama: Bunny slope

Begin with moose and rabbit carrying their skis on their way up to the "bunny slope" - the easiest slope. On the way, moose and rabbit discuss the plan for the week. Rabbit assumes they will be walking all the way up to the summit today, and then riding back down. Moose has to explain that they will start by skiing down the first slope. Rabbit is confused. If they are making their way to the summit, why must they ski downward? Can they just ski upward? Moose explains that the way up is down, and that rabbit must first learn to ski when it is easy. At first, rabbit does not even know how to put on the skis. He tries putting his helmet on one foot and one of the skis on his head. Then rabbit tries to ski backward, and while sliding backward, his skis slide sideways and he does the splits. Moose patiently teaches rabbit how to ski correctly. Rabbit thinks that skiing is not as easy as it looks, and he is worried that he will never be good enough to ride the summit. He is scared that he will fall off the skis, run into a tree, or lose control and slide all the way down the mountain! Moose reassures rabbit that with practice he can reach the summit. "Trust me and do what I say, and one day you will ride the summit." When rabbit trusts moose and listens to moose's instructions, they continue skiing and exit stage.

### Main Lesson: Believe God

This week we are climbing a mountain, a spiritual one. God has destinations without limits for you if you are willing to make this climb with us.

Base camp is where our hike starts. From there we can look up into the sky and see the mountain as a difficult obstacle between the summit and us. Before starting, we can dream of how awesome it will be to reach the top!

God has chosen to use people to do amazing things. God will even call people who do not yet know Him, just like when God spoke to Paul along the road to Damascus. Not yet a Christian, Paul was a great persecutor of the church!

During this VBS we are very excited to have a special guest with us! He was a great ruler in Egypt named Joseph! Today he is visiting our VBS tell us about the huge dreams God gave him when he was 17 years old. We have HUGE potential to do GREAT things for God. We love to dream big. However, from the base camp, all we have is potential.

We may become someone great in the kingdom of God like Joseph became, or we may make problems in our lives and fall down the mountain. Sin can stop us from climbing the mountain, even hidden sins like pride and selfishness. The spiritual hike up the



### Bible Verse

"And without faith it is impossible to please God, because anyone who comes to him must believe that he exists and that he rewards those who earnestly seek him."

Hebrews 11:6



mountain will take pain and sweat to reach the summit of our dreams. We must start exactly where Joseph did; believing in God.

God has called you. He called you by name and has great plans for your life. Will you believe Him? Will you believe that God has something special for you to do for Him, regardless of your circumstances? If so, you are ready to join us at base camp. The spiritual mountain we are going to climb really is a destination without limits!



# Rotation Stations



## Summit Restaurant Day 1

Here are two ways to snack on Joseph's beautiful coat.

### Supplies:

Slice of bread for each student  
Mayonnaise  
Catsup  
Sliced cheese  
Sliced lunch meat  
Optional: thinly sliced vegetables such as tomatoes, peppers, chilies, cucumbers, lettuce



### Instructions:

Students tear or nibble their slice of bread into the shape of a coat.  
Students spread mayonnaise and use their choice of topping to make stripes on the coat.

### Alternate idea

#### Supplies:

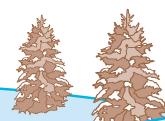
Salad crackers  
Colorful cereal (Trix or Fruit Loops, broken into pieces)  
Icing of any color



#### Instructions:

Prepare the crackers by spreading them with icing. Break the cracker to form the arms of the coat.

To decorate the coat, students sprinkle the brightly colored cereal onto the icing in stripes or randomly.





# Bible Mountain

## Joseph's dreams rebuked (Genesis 37:2-11)

### Joseph

Greetings!

My name is Joseph. It is a pleasure for me to be here with you at your VBS. First, I will tell you a little about myself. God had a great call on my life, and I became an important person. I am from Canaan, which is Israel today. I became a great ruler in Egypt, a fabulous country. People for generations have heard about me.

I would like to tell you my testimony. God did not give me fame the way I expected, and it surprised me.

Let me see, back when I was a young boy...

I remember playing in the yard with my brothers. I remember tending sheep out in the fields, where the grass was green, the sheep were white and gray, and I watched them roam and play.

I have 11 brothers, but none of them liked me very much. This is because our father, Jacob (also called Israel) liked me the most, and he proved it by giving me a special coat of many colors. I loved putting on my special coat, even though it may have hurt my brother's feelings.

When I was only 17 years old, God started to give me special dreams. I knew that God had a special call on my life. How many of you have a special call on your life?

One day I dreamt that I was working in the fields with my brothers when suddenly my bundle of grain stood up tall while the bundles of grain of my brothers all bowed down to mine.

Later, I dreamed that 11 stars as well as the sun and moon all bowed down to my star. My brothers hated me even more with these dreams! When I shared my dreams with my father and my brothers, my father rebuked me. I hated being in trouble with my father.

Even though I had dreams of being important, I was still a shepherd, with a small job. No one knew who I was. Instead of climbing the mountain, I felt like I was going down the mountain.

In the beginning, God gave me dreams and told me that one day I would be very special. However, my circumstances were the same. I was still a shepherd boy that no one knew anything about.

### Teacher


Thank you, Joseph, for visiting us in our VBS!

Joseph, it may have felt strange for you to receive a special call from God, and then your circumstances did not change.

However, this is how God works. If God is going to use us to do HUGE things, we must first believe Him despite our circumstances. Even when it looks like we are going nowhere, or going backwards, we must believe God and the calling He has on our life.

Joseph, you believed God, even when your father rebuked you for telling about your dreams.

We must take our eyes off ourselves and what is happening. We need to put our eyes on God. Children, will you believe God despite your circumstances as Joseph did?



## Activity

Have the students lie down, as if they were in a peaceful pasture looking up at the stars. To make it more fun, put glow-in-the-dark stars on the ceiling of your classroom, then turn off the light so they can see the stars. (If you have an evening VBS, they can lie down outside, and look up at the real stars.) While they are lying there, ask the students to dream of all the HUGE things God can and will do with their lives. Ahead of time, prepare a secret dream box. Ask the students to write down a dream they have, fold it, and put it into the dream box.



## Voting

Gather the students around the voting chart and introduce the question and the choices. Each child will sign the chart in the section for their age group, selecting their opinion. You can also use stickers for voting if you choose. Try not to show them a correct answer.

- A. Joseph did the right thing when he told his family about his dreams so they could give God glory when it happened.
- B. Joseph should have kept his mouth shut, knowing that his dreams could hurt the feelings of his family.

## EXTRA


Before starting the VBS today, lead a devotional with your teachers, allowing them also to put their dreams into the secret dream box.



## Frozen Games

1. Pass the ice cube. Have the kids spread arm length apart in a large circle or sit down in a circle. Begin passing the ice cube as the music starts. When the music stops, the one holding the ice cube is out. Repeat until the ice melts or one player is left. The object of the game is not to be the one holding the ice cube when the music stops.

2. Freeze dance. Play fast-paced music and have the kids dance goofy until the music stops and yell "Freeze!" Kids have to hold very still until you continue the music. Everyone giggles.








# Cabin Crafts Day 1

## Joseph and his coat of many colors

1. Cut out the craft pattern - head, coat base, outline of coat, hands, and feet. If you wish, use foamy instead of paper for the hands and feet.
2. Cut small strips of tissue paper, keeping them about as long as Joseph's coat.
3. Give each child 1 head, 1 coat base, 1 outline of the coat, 2 hands, 2 feet, 6-7 strips of tissue paper, and 1 curly ribbon.

4. Glue the strips of tissue paper onto the base of the coat. Use a small amount of glue so that it dries quickly.
5. Glue the outline of the coat on top of the tissue paper, to make the form of the coat more visible. Cut off any tissue that sticks out.
6. Color the head and glue it in place.
7. Glue the hands and feet onto their places on the coat.
8. When the craft is dry, glue the curly ribbon on the back. Or glue a magnet on the back.





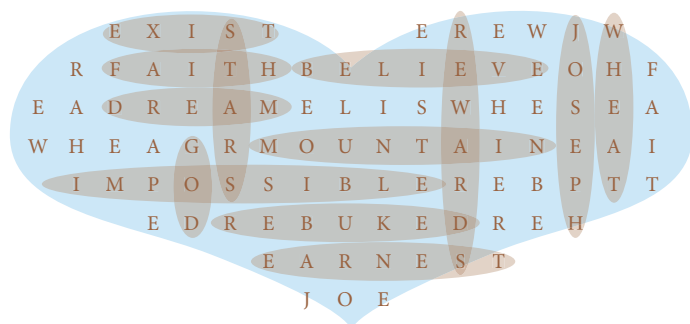
## Ski Class

### Student activity pages

Pass out the activity pages. Do the puzzles. Fold the sheet into a wristband, keeping the memory verse visible. Tape it to each child's wrist as shown. Now they can take the lesson home with them!



### answers



Play this game like "battleship", asking each time, "Can you see God moving in my life?" Each game is played with 2 players, each one using two grids on their student sheet. On one grid, the player arranges their ships and records the shots by the opponent. On the other grid, the player records their own shots. Draw with a pencil 1 ship that is 5 squares long, 1 that is 4 squares long, 2 that are 3 squares long, 2 of 2, and 1 of 1 square. Then begin to play. The first to see the movements of God for all the opponents "ships" is the winner.

	1	2	3
A			
B		X	
C			X

# 2

## Trust God Frozen Creek Camp / Joseph is mistreated

Genesis 37:12-35

### Drama: Jumps

Today rabbit is learning how to make a jump. Moose and rabbit begin at the top of a harder slope. Rabbit tells moose how awesome he was at skiing yesterday. He learned to turn, go faster, and stop on skis. Rabbit thinks he is amazing at skiing, and he thinks that he can ride the summit without any more help from moose. Moose begins teaching rabbit at the top of the slope and having him practice the movements for the jump before trying any real jump. First, he needs to lean forward and bend his knees. Then, as he goes over the jump, he is to straighten his legs and put his arms out to the sides. Whenever moose gives rabbit an instruction, rabbit does the opposite - stretching tall with his arms in the air, lying on the ground, and poking moose with one of his ski poles. When rabbit finally does what moose says, whenever moose is not looking, rabbit again does the opposite. As they approach the first real jump, rabbit stays upright, tumbles backward and lands in a tangled heap in the snow. Rabbit tries another jump and tumbles and falls again. Moose patiently reminds rabbit what to do. Rabbit says, "You are right. I need to listen to you and trust that you know what you are doing." Rabbit does the correct movements on the next jump, and lands it perfectly. Rabbit says, "That felt very strange! I did not think that it would work, but it did. Wow, I have a lot to learn before trying the summit." Moose chuckles and says, "Trust me and do what I say, and one day you will ride the summit." They continue down the slope and exit stage.

### Main Lesson: Trust God

In this week's mountain climb, after starting at base camp, we are arriving at Frozen Creek Camp. On our spiritual journey, the first stop will always be to trust God.

Our tendency is to trust in ourselves. We try to climb to our achievements on our own. However, this is not God's plan. For God, the way up usually starts by going down. Today we will hear more about Joseph's story. He had huge dreams, but the first thing that happened was completely backwards! Instead of climbing up into a place of authority, where his brothers would bow down to him, he was sold into slavery!

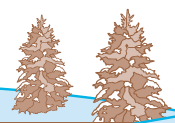
We also imagine that once we give our lives to Christ, life will get easy for us. We think that once we receive a special dream from God, and a special calling for our lives, things must start to go better. We can imagine ourselves on stage already, or on the mission field, or getting a promotion or making more friends. However, when these things do not happen, we are very surprised!

God cares more about you than you can even imagine. He knows what you will need when you get there, and His plan has you on a path that will teach you those things. God does not want to put you into a high position prematurely. He wants to train you and take



### Bible Verse

"Trust in the Lord with all your heart and lean not on your own understanding; in all your ways submit to him, and he will make your paths straight." Proverbs 3:5-6



care of you, so that when you arrive, you are ready for it!

Our theme verse this week is Matthew 10:39: "Whoever finds their life will lose it, and whoever loses their life for my sake will find it."

It is scary to let go of control of your whole life and allow God to be the boss. If you give your life to God, He will do something special. It might feel like you are going backwards like it felt for Joseph. God can make huge dreams come true in your life if you trust him.

Prayer of salvation:

Dear God, today I give You my life. I let go of it and put it into Your hands. Today I choose to trust You with my life, even if it feels like I am going backwards. I understand now that the way up Your mountain is down. Thank You for taking my life. I trust You with it.



# Rotation Stations



## Summit Restaurant Day 2



Today, let us make a well and drop Joseph into it.

Supplies:

Chips that are ring shaped, 2 or 3 for each student


Refried black beans, prepared with a little water to have the same texture as glue

1 animal cookie for each student to name, "Joseph."

Instructions:

Students gently dip their ring in the bean glue and use it like mortar to connect the ring to another ring, shaping the rings into a well.

Students name their cookie, "Joseph" and drop him into the well.







# Bible Mountain

**Joseph is mistreated**  
**(Genesis 37:12-35)**

## Joseph

Greetings!

My name is Joseph, and it is a pleasure for me to return to your VBS today. I told you that I became very important. I was the vizier of Egypt, which would be like a prime minister. There my name was Zaphenath-Paaneah, but you can call me Joseph. (Gen 41:45)

I was surprised that back when I was 17 years old, God promised me big things, and then my whole world fell apart! God did not give me advancement the way I expected.

Let me see, back when I was a young boy...

I remember clearly the dreams God gave me. They were so real, as if they were really happening. However, after I told my family about my dreams, my brothers hated me so much. They wanted to get rid of me.

One day when I went out to the fields to meet my brothers, they grabbed me and threw me into the bottom of a dry well. I am not exactly sure, but I think my brothers were thinking of killing me that day! They saw a caravan of merchants on their way down to Egypt. They pulled me out of that well, and sold me as a slave! I could hardly believe they would do that to their own brother!

They told our father that I was dead, and brought him my special coat of many colors with bloodstains on it. My father did not start searching for me, as I am sure he would have done.

I felt very alone as a slave, without my family and no one who loved me. I could not speak the language, and I had no idea how to escape.

In the beginning, God gave me dreams and told me that one day I would be very special. However, now my circumstances were much worse. I was a slave in a foreign country, and had no idea who I was anymore.



## Teacher


Thank you Joseph for visiting with us again at our VBS!

Joseph, it may have felt strange for you to receive a special call from God, and then have your circumstances get much worse! However, this is how God works. If God is going to use us to do HUGE things, we must trust Him when things get very difficult. God will allow all kinds of difficulties in our lives in order to train us. Even when it looks like we are going backwards, we must trust God and the calling He has on our life.

Joseph, you trusted in God, even when you were sold into slavery.

We must take our eyes off our own lives even when we are in difficult circumstances. We need to put our eyes on God.

Children, will you trust God with your life?





## Activity

Prepare ahead of time a large wooden cross to have in front of the classroom. Have a sticky note ready for each student. After talking about trusting God with their lives, pass out the sticky notes. Have the students write on the note what they will trust God for. The first and most important thing will be to trust God with our life. If a student is giving their life to God today, for the first time or as a re-dedication, ask them to write, "My life" on the note, and put it on the cross.

If they are already Christians, tell them to pray and ask God what they need to dedicate to Him today. Tell them to write that item on the note, and place it on the cross.



### EXTRA

Before starting the VBS today, have a devotional with your teachers, allowing them also to put sticky notes on the cross.



## Voting

Gather the students around the voting chart and introduce the question and the choices. Each child will sign the chart in the section for their age group, selecting their opinion. You can also use stickers for voting if you choose. Try not to show them a correct answer.

- A. The fall into a well wasn't fun, but leaving his boring job of leading sheep around and traveling to a foreign country could be fun so he wasn't very mad at his brothers.
- B. Joe should have taken martial arts classes so he could show his brothers who is the boss and prevented that well thing from ever happening.
- C. When Joseph was offered the rope to get out of the well, he should have known his brothers were up to some trouble and refused to come out. He should have pretended to be dead.



## Frozen Games

1. Ice melt. Divide into teams and have each team line up. Give each team leader an ice cube. Team members take turns rubbing the ice cube to melt it. Players can keep rubbing until their hands get too cold, then pass it to the next person in line. First team to melt it wins.



2. Snowball throw. Crumple up white tissue paper or newspaper to make snowballs. Divide the children into two teams and have them stand on either side of a line. They all grab some snowballs and when it is time to start, they throw their snowballs over the line into the other team's side. Set a timer on a cellphone for 1 minute. Whichever side has the fewest snowballs on their side wins.





# Cabin Crafts Day 2

## The well

### Instructions:

1. Cut out the well pattern. Cut on the solid lines and fold on the dotted lines.
2. Color the well.
3. Glue the base of the well with the verse into a cylinder.
4. Fold the strips of paper on the dotted lines to form the bricks.
5. Cut out Joseph and put him in the well.




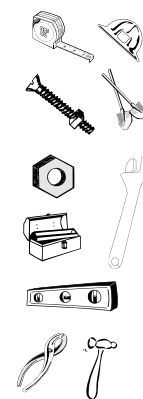

## Ski Class

### Student activity pages

Pass out the activity pages. Do the puzzles. Fold the sheet into a wristband, keeping the memory verse visible. Tape it to each child's wrist as shown. Now they can take the lesson home with them!



### answers





### Joseph falls in the well (hangman)

One person thinks of a word and draws the same number of dashes as letters in the word. The other player guesses a letter. If the guess is right, the letter is written on the correct dash. If it is wrong, one part of the body is drawn (head, torso, leg, arm, hand or foot). Guess the word before Joseph falls into the well!



ABCDEFGHIJKLMNOPQRSTUVWXYZ



# 3 Serve God

## Timberline Camp / Joseph serves in Potiphar's house

Genesis 37:36,  
39:1-6

### Drama: Slalom

Today rabbit is learning how to slalom (slide left and right) and control his speed. They are going to ride a harder and much steeper slope. Rabbit cannot pronounce slalom right, calling it salolalumol. Rabbit does not want to slalom because he thinks it is boring, and because he already learned how on the first day. He plans to go as fast as he can so they can practice some more jumps. Moose shows him how to lean to the left, then to the right. Rabbit practices a couple times, then falls asleep and tips over. When ready, moose starts before rabbit and tells him to stay behind him. Rabbit instead goes faster and faster and passes moose. Moose shouts to rabbit and tells him that he must slow down. Rabbit does not pay attention and is soon going so fast that he cannot control his skis as they approach some trees. "Oh, no! Trees!" he shouts as he swerves right and left as fast as he can. Rabbit runs into a tree and tumbles into the snow. Moose slides sideways to stop next to rabbit and helps rabbit up. Rabbit says, "What a lovely dress you have. I think I'll go fishing for turtles," and faints, sticking out his tongue. Moose wakes him up and brushes the snow off his head. Rabbit says he should have listened to him. Moose chuckles and says, "Trust me and do what I say, and one day you will ride the summit." Moose suggests that they continue to the bottom of the slope, then go back and do it again until rabbit learns to control his speed. They exit stage.

### Main Lesson: Serve God

Welcome back to "Destination without limits" VBS! We are glad to have you here as we are climbing up a spiritual mountain to arrive at the HUGE plans God has for our lives. We all know that God loves us, and wants to do something special with our lives, and so we are climbing this mountain to get there. It might take some pain, sweat and tears, but it will be worth it. However, we are learning that there is something different about this mountain. It is not the same climb up as we thought it would be. It feels like we are going down the mountain, instead of up!

We have met Joseph this week, and he is sharing with us how his life did not go the way he expected. Once Joseph received those dreams from God about how everyone was going to bow down to him, he thought God would do something wonderful and amazing with his life. Instead, he was mistreated and sold into slavery!

Today we are going to learn what happened next. Instead of giving up, Joseph chose to serve right where he was. He could have done nothing while he waited, but instead, he started being a good slave.

God wants you and me to do the same thing.



### Bible Verse

"Whoever serves me must follow me; and where I am, my servant also will be. My Father will honor the one who serves me."  
John 12:26





When we have a call on our lives to do something big, we should start by serving in the small things. We need to pick up a broom and start sweeping. Just get up and serve anywhere in the church. Serve God anywhere, anytime, and in anything. Be faithful and do not give up. This is hard! It is very difficult to do small things when we know God has large plans for us, but this is how to get there. In God's kingdom, the way up is down! We arrive at Timberline Camp (Forest Edge Camp) on the mountain by serving God.

"Whoever finds their life will lose it, and whoever loses their life for my sake will find it." Matthew 10:39

It is scary to start small and with what seems like unimportant jobs, but if you do, God will train you. God will do something special. If we want the training God has for us, we must be willing to serve in the small things. We must first lose our lives and go backwards, just as Joseph did. If we serve God, we know that someday, He will make the dreams that He gave us happen.



# Rotation Stations



## Summit Restaurant Day 3

As we climb higher, we are sure to encounter snowflakes.

### Supplies:

Vanilla cookies

White icing

Small plastic bag (4-5 students can share one bag)

Sugar

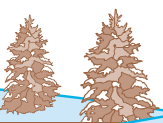
Blue food coloring

### Instructions:

Prepare icing bags by filling them with a spoon or two of icing and cutting off a corner tip.

Make blue sugar by stirring a drop of food coloring into sugar.

Students will enjoy making a snowflake by squeezing the icing in crystal-shaped lines onto the cookie and decorating it with a pinch of sparkling blue sugar.







# Bible Mountain

## Joseph serves in Potiphar's house (Genesis 37:36, 39:1-6)

### Joseph

Greetings!

Remember me, Joseph! It is great to be back to your VBS!

Children, do you remember what happened to me last time? My own brothers sold me into slavery! I knew that they did not like me, and we fought a lot, but that is normal in all families. However, I did not expect them to sell me to the Midianites! The Midianites brought me down to Egypt, and they sold me to Potiphar, one of the king's officials, and the captain of the guard!

I had to work and serve my master. However, God had favor with me and helped me. It would be easy to have a bad attitude, but I decided to serve my master to the best of my ability.

I knew God had bigger plans for me. Even though I was stuck in Potiphar's house, I chose to pick up a broom and serve. I did whatever my master asked of me; no task was too small.

Children, do you remember my dreams? I was the one who dreamed that the stars in the sky were all bowing down to me. I really did not feel like I was climbing towards the dreams God had given me. Honestly, I felt like I was going backwards. After a while, my master noticed me, and promoted me to be his personal attendant. I was still a slave, but I had many responsibilities. It felt like God was blessing me, even though He allowed me to become a slave and to be brought to a foreign country!



### Teacher


Thank you Joseph for visiting with us again for our VBS!

Joseph, it may have felt strange for you to receive a special call from God, and then find yourself in a foreign country as a slave!

However, this is how God works. If God is going to use us to do HUGE things, we must serve Him even in the very small things. God watches us to see if we are willing to work and serve others. He will be training us for larger things as we serve others. Even when it looks like we are going backwards, we must serve God wherever we find ourselves, because that IS the way forward.

Joseph, you served God, even when you were a slave. Did you feel lost in the crowd? Did you feel like no one knew who you were and the potential God had on your life? (Joseph responds, "Yes.")

We must take our eyes off the top of the mountain, and be willing to pick up a broom and start sweeping. We need to serve God in the little things. Children, will you serve God with your life?



## Activity

Play the game "charades" with your students as time allows.

Instructions for game:

1. Choose a player to start the game.
2. He should choose one of the ways to serve from the list or draw out a piece of paper with one written on it.
3. The player then pantomimes the word, or dramatizes doing the service.
4. The first person to guess correctly wins a point. (Team or person with the most points wins.)

List of ideas for pantomiming serving God:

- pick up trash
- sweep the floor
- wash dishes
- pick up clothes
- sing in a choir
- mop the floor
- assist a pastor
- teach a kindergarten class
- be the last in line
- invite others to church
- greet others at door
- put clean dishes away



## Voting

Gather the students around the voting chart and introduce the question and the choices. Each child will sign the chart in the section for their age group, selecting their opinion. You can also use stickers for voting if you choose. Try not to show them a correct answer.

- A. Joseph was right to work as a humble servant and do any job Potiphar gave him.
- B. Joseph should have pretended to be very important, and explained to Potiphar about what huge plans God had for his life. He could have gotten the important job if he'd done the job interview right.




## Frozen Games

1. Snowball toss. Fill white balloons with water, calling them "snowballs". Have partners stand across from each other, tossing the snowballs back and forth. With each toss, a child has to take a step backwards. When their water balloon pops, the pair is "out."



2. Blizzard Relay. Blow up a bunch of white balloons as snow. Divide your group into two teams. The students have to blow the balloons across the floor to the finish line to win.





# Cabin Crafts Day 3

## Bookmark

Instructions:

1. Cut out the bookmark pattern. Give each child a bookmark pattern, a ribbon or curly ribbon, 2 snowflakes, and 6 spirals. Find some sequins or small decorations available in your area.
2. Color the bookmark.
3. Glue the snowflakes and the spirals onto the bookmark.
4. Thread the ribbon through the hole, thread a bead on both sides of the ribbon, and tie a knot in the ribbon. Be careful not to rip the bookmark.





## Ski Class

### Student activity pages


Pass out the activity pages. Do the puzzles. Fold the sheet into a wristband, keeping the memory verse visible. Tape it to each child's wrist as shown. Now they can take the lesson home with them!

### answers



Time to play some tic-tac-toe!

Have the students choose a friend to play with, and go ahead and play all 6 games. Players take turns marking the spaces with an "X" or an "O" in a 3x3 grid. The player who succeeds in placing three of their marks in a horizontal, vertical or diagonal row wins the game.



# 4 Hope in God

## Glacier Camp / Joseph forgotten in jail

Genesis 39:7-40:23

### Drama: Waiting

Today rabbit needs to wait - his least favorite thing to do. Moose and rabbit have made their way up to a shelter near the bottom of the ski lift to the summit, and moose is cooking some food on the fire. Rabbit asks moose repeatedly if they will go up the mountain today, and moose tells rabbit to wait without telling him why. Rabbit tries to convince moose to go up the mountain. He tells moose that his legs are not sore and jumps up and down, then when moose isn't looking, rubs his legs like they are sore. He tries to get moose to take him skiing by taunting him, promising to help with the soup afterward, begging on his knees, and taking the skis to the door and trying to tempt moose. But moose keeps working on the soup and does not give in. After more tries, rabbit gives up trying to get moose to go outside, and instead begins to start going crazy. First he taps his foot and looks at his watch. He spins in circles until he is dizzy and falls over. Then he makes faces at moose when moose isn't looking. After hollering and running around in circles, rabbit says to himself that maybe moose never meant to go to the summit after all, and slumps in a corner. Moose sets the soup on the table and calls rabbit over, telling him to quit moping. Finally, after rabbit asks once more why they are not going to the summit yet, moose tells him that the weather is bad and they have to wait until it is clear on the mountain. "Ooooooh," says rabbit, "I didn't think of that." Moose chuckles and says, "Trust me and do what I say, and one day, very soon, you will ride the summit." Rabbit says, "Ok, you are right. I should have trusted you all along that you know what you are doing. I will wait until you say that it is time."



### Main Lesson: Hope in God

Welcome back to "Destination without limits" VBS!

How many of you know God has something special planned for your life? YES! This is wonderful! How do we climb the spiritual mountain? (Allow children time to answer) YES! The way up this mountain is down! However, we should not despair as we go down, but hope in God. One day we will arrive at the top of the mountain!


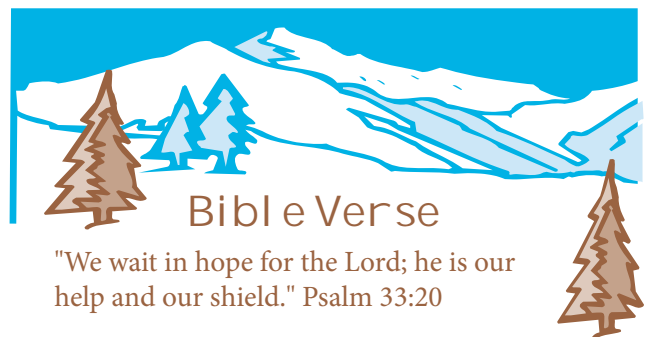
This week Joseph is visiting our VBS and helping us to understand how the way up can be down, as he testified about his own life.

First God gave him two HUGE dreams, showing him that God

was going to use him in a big way, and that everyone was going to bow down to him. Instead of those dreams coming to pass, he was thrown in a well and sold into slavery. He had to first trust God, and then serve God, even with tasks that were not important. However, today we will learn what happened to him next and it was worse! He was ignored and forgotten!

Worse? Yes, for many people, being mistreated is much easier to handle than being forgotten.

Joseph was put in jail, and left there. He was forgotten. He had nothing to do to be proud of his service, except to keep his hope in God.



27




God cares about you. God has to train you and prepare you before you get to the dream part. This cannot be done in the spotlight, but needs to be done where no one is watching. God will work on YOU while the time is passing. It may feel like nothing is being done towards your dream, but that is not true. God is working on YOU!

Unfortunately, this could take years.

When you see him today, ask Joseph how he liked being forgotten in jail for years.

It is depressing to wait around while being unnoticed. However, do not lose hope; God will do something special in your life. If we want what God has for us, we must be willing to wait, just as Joseph did. If we can hope in God, He will bring those earlier dreams to pass in our lives, someday.



Main Point  
Hope in God



# Rotation Stations



## Summit Restaurant Day 4

Climbing makes us thirsty!

Let us have a snowball punch/juice today.

Supplies:

Large bowl and ladle

1 large container of blue Hawaiian punch or any blue juice

1 2-liter bottle of 7up, Sprite, or Squirt


2 cups pineapple juice

Vanilla ice cream for snowballs

Instructions:

Combine the juices and soda.

Top the juice with scoops of vanilla ice cream.





# Bible Mountain

## Joseph forgotten in jail (Genesis 39:7-40:23)

### Joseph

Greetings boys and girls!

We left off last time with me as a slave in the captain of the guard's house. Well that did not last forever because his wife falsely accused me, and I was thrown into jail!

Jail was not fun. However, I kept myself busy because the prison warden entrusted me to run things. Sure, it was fun to be responsible for everything inside the prison. However, that is not the dream God had given me when I was a boy! I never dreamed that someday I would be prison warden, in charge of everything, but stuck inside the jail.

No way! I wanted out.

Time passed, and everyone forgot about me.

Then one-day two men were thrown into jail with me who were attendants to the king! The king's cupbearer and the baker were in jail. I knew that maybe this was my chance to get out. God would take care of me, and help them to see that it was all a huge mistake. God had big plans for my life, and certainly I should not still be in jail!

Both men had dreams one night, and I helped them by interpreting their dreams. The cupbearer's dream meant that in 3 days he would be restored to the palace. However, the bakers' dream meant that in 3 days he would have his head chopped off!

Of course, I asked the king's cupbearer to remember me when he returned to the palace.

I told him how I had done nothing wrong, but was torn from my country, and found myself here in this prison. It was all completely unfair, and I wanted out.

Nevertheless, time passed again, and everyone forgot me.

The cupbearer was returned to the palace, just as I predicted, but he did not remember to tell the king about me. Two more years passed, and I was still stuck in that prison. I was forgotten.

Honestly, boys and girls, it was difficult to be in prison when I knew God had big plans for my life. I had to wait and keep my hope in God.

I just waited, and hoped God would someday free me and fulfill the dreams he had given me.

### Teacher




Thank you Joseph for being with us this whole VBS!

Joseph, it may have felt strange for you to receive a special call from God, and then find yourself totally forgotten and stuck in jail!


However, this is how God works. If God is going to use us to do HUGE things, we must hope in God, even when we feel lost, trapped, and forgotten. God will be watching us to see if we can wait and hope in Him. Even when we feel forgotten and left behind, we must hope and trust in God, because that IS the way forward. Joseph, you hoped in God, even when you were in prison. Did you feel lost in the crowd? Did you feel like no one knew who you were and the potential God had on your life? (Joseph responds, "Yes.")

We must take our eyes off the top of the mountain, and be willing to wait for God's timing. We need to serve God in the little things while we wait and hope in God. Children, will you hope in God during those times that you feel invisible and forgotten?



## Activity

Have the students create a small paper object to place into a "river" and watch it float downstream. This activity is to remind us that God has his timing, and we can hope in Him. We will trust God with our dreams, and let them float down the river while we wait on Him. The students can make all types of paper boats to float down the water, depending on their age group. (See pictures for various ideas) Place a small swimming pool in the classroom to represent the river. You can also lay down blue fabric to pretend it is the river.



## Voting

Gather the students around the voting chart and introduce the question and the choices. Each child will sign the chart in the section for their age group, selecting their opinion. You can also use stickers for voting if you choose. Try not to show them a correct answer.

- A. Joseph should have found a way to get in contact with the king's cupbearer, like get his phone number or send him a note with a guard. He would have gotten out sooner if he had tried harder.
- B. Joseph was right to be patient and keep working at any job he was assigned and wait, knowing that someday God was going to work it out and fulfill those dreams he had as a teenager.



## Frozen Games

1. Scavenger hunt for snowballs. Hide cotton balls around the area. The children run around gathering all the "snowballs" (cotton balls).



2. Snowball Relay. Line children up on a line. The children suck on a straw to hold the cotton ball and carry it to the finish line. 5-10 children can race at a time, and then have winners compete in the final round.







# Cabin Crafts Day 4

## Picture frame

### Instructions:

1. Give each child a foamy or paper frame, and a paper back for the frame. Let the children color the mountain and snowflakes, in case they do not get a photo to put in the frame.
2. Glue the paper back onto the frame on 3 sides, leaving the 4th side open to slide a picture into the frame.
3. Glue the words "Destination without limits" onto the picture frame.
4. Glue 5 snowflakes onto the picture frame.
5. On the back, glue curly ribbon to hang the frame. Set the craft out to dry.





## Ski Class

### Student activity pages


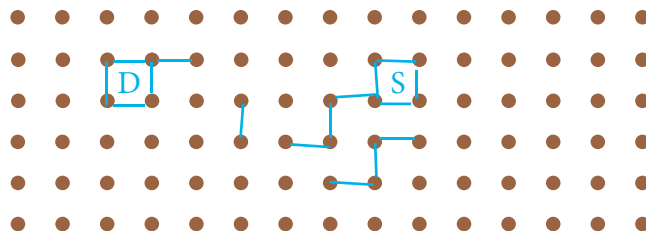
Pass out the activity pages. Do the puzzles. Fold the sheet into a wristband, keeping the memory verse visible. Tape it to each child's wrist as shown. Now they can take the lesson home with them!



### answers



With a friend, play to complete the most squares. Take turns drawing a line between dots. When you complete a square, write your initial in it, then take an extra turn. When all the boxes are drawn and filled, the one with the most boxes wins.



# 5 Thank God

## Summit / Joseph's dreams fulfilled

Genesis 41:14-40, 41:53-57, 42:1-6

### Drama: Summit

Today moose and rabbit are going to ride the black double-diamond (hardest) slope starting from the summit of the mountain! Rabbit is so excited that he can hardly contain it or even think clearly as both moose and rabbit make their way to the starting point. Rabbit excitedly points to normal things like trees and clouds in the distance and says, "Wow! Look at that!" Moose responds with, "That's just a tree," "That's just a bird," or "Those are your feet," etc. Rabbit keeps going the wrong direction and moose has to call him to go this way to the slope. When they reach the top of the slope, they are very high and they can see all around and all the way down the mountain. Now rabbit becomes terrified and starts shaking until his knees knock together. He recognizes cliffs, trees, and tricky turns on the way down. Rabbit is not sure that he is ready, or even that he wants to ride the summit anymore. "Mommy!" he cries. Moose reminds him that he has been dreaming of this for a very long time. Rabbit says, "But it looks so hard!" Moose chuckles and says, "Trust me and do what I say, and you will ride the summit." He reminds rabbit of all the other slopes they have ridden, how each slope was harder and harder, and that they have already skied near cliffs, through forests, around tricky corners and over jumps, and that rabbit is ready for each piece of the slope ahead of them. He only needs watch carefully as they ski down the slope and do what moose trained him to do. Moose will be skiing with him all the way down and will remind him what to do whenever he needs it. "Ready?" asks moose. "I- I'm not sure.... Yikes!" says rabbit. As they start down the slope, together they shout, "Here we goooooo!"

### Main Lesson: Thank God

Welcome to the final day of "Destination without limits" VBS! We have been talking about how God has big plans for our lives. It is very exciting to receive a vision or a dream from God, and know that someday it will happen. However, the trouble is that we usually want it right away. We start looking around for God's blessing only one week after receiving the calling from God. Then we wonder when God will do it, and get impatient!

We have been talking with Joseph throughout this VBS, and we know that his dreams were not fulfilled right away. In fact, since he received the dreams from God, we still have not heard anything but difficulties and hardships! How many years of pain do you think since his dreams? Boys and girls, maybe you should ask Joseph when you see him today! Where are the blessings and leadership that God promised him? Just like Joseph, God has some very special plans for our lives as well.

When we give our hearts and lives to Him, God will take them and do something wonderful. However, it may take years for God to do His work in us. Yes, not weeks, but years.

God cares more about who we become on the inside than who we are on the outside. God wants to train us for the many things ahead. He wants to use you to bless others, if you are willing.



### Bible Verse

"I will give you thanks in the great assembly; among the throngs I will praise you."  
Psalm 35:18



However, the way up in God's kingdom will always be DOWN.  
 We climb, work and sweat, and take years to reach the summit that God has prepared for us.  
 Then one miraculous day, we make it to the summit of the climb!  
 What shall we do when we get there? Let us thank God for bringing us this far, and then look around at the beauty of the summit. The view will be astounding, and the air fresh. Take a moment to thank God.



However, while we are looking around, there will be a surprise. You are not going to believe this, but from the summit, we will see another mountain available to us! That is right. From the summit of one mountain, we will be able to see the base camp of another mountain!

This is what makes God's destinations without limits! If we are willing, he will continue to pull us up, draw us onward, as we learn and grow. The whole time, our growth and achievements will be so that we can bless others.

Let us not give up, but continue to climb, following God to the limitless plans He has for our lives. Take a moment to thank Him for the summit. Then when he shows you another mountain to climb, do not forget that the way up will always be down!



# Rotation Stations



## Summit Restaurant Day 5

We reach the summit today.  
 Let us make a mountain range to remind us of all that we have learned along the way.



Supplies:  
 Watermelon cut into mountain peaks  
 Can of whipped cream

Instructions:  
 Spray whipped-cream "snow" onto the watermelon "mountaintops."

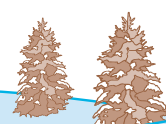



Alternate idea

Supplies:  
 Bread or tortillas, cut into mountain peaks  
 Toppings such as nacho cheese spread, salsa, beans, avocado, or sour cream for snow or clouds at the top of the mountain peaks



Instructions:  
 Use your imagination to build a mountain range ready for snacking, using any toppings that your students enjoy and that are easily available in your area.







# Bible Mountain

**Joseph's dreams fulfilled**  
(Genesis 41:14-40, 41:53-57, 42:1-6)

## Joseph

Greetings boy and girls!

It is nice to be back with you on the last day of your VBS. Are you having fun? I know that I am!

Ever since God gave me those dreams of the stars and wheat bowing down to me, I had experienced nothing but trouble and pain. Even as I tried to be faithful to God and to my masters, new difficulties would arise. I wondered, "Why did God give me those dreams in the first place? Why would God give me a huge dream of a future blessing for me when I was only 17 years old, but then wait years to fulfill it?"

Then one day, when I was 30 years old, it happened! Blessing finally came to me!

Can you figure out how many years I went down instead of climbing up? I was 17 years old when God gave me the dreams, and 30 years old when they were fulfilled. (13 years)

Then on one warm afternoon, I was in prison and in charge of many things, but not allowed to leave; when suddenly someone arrived asking for me!

Pharaoh had received a couple of dreams from God, and no one could explain them to him. In his dreams, there were 7 lean cows and 7 fat ones, as well as 7 good heads of grain and 7 worthless ones. The cupbearer remembered me, and mentioned me to Pharaoh. He brought me out of jail, and I was presented to him after I bathed and changed my clothes. God gave me the meaning of his dreams and I told Pharaoh that there would be 7 years of abundance in Egypt, followed by 7 years of famine. Boys and girls, you are not going to believe what happened! Pharaoh put me in charge!

My pain was over.

I soon had a beautiful wife, a wonderful home, and was in charge of all Egypt. I could never have imagined this blessing on my life. I spent the 7 good years gathering grain and saving it up for later. Then the famine hit, and it was very difficult for many countries. People traveled everywhere to find food, and we were the only ones with grain available.

You are not going to believe this, but my own brothers traveled miles and miles to come to Egypt for food. The fateful day arrived, and there they were bowing down before me. I was the most important leader in all Egypt, second only to Pharaoh, and there were my brothers, kneeling before me!

My dreams were fulfilled finally, and it only took 20 years! Those 13 years of feeling as though I was going backwards were very difficult.


I thank God for using me to save all those lives during the famine, and I thank God for bringing me back together with my family.

## Teacher

Boys and girls, please give a warm hand of applause to Joseph, for his willingness to come to our VBS this week, and to share from his heart.

You and I have big dreams, just as Joseph did. However, we never expect them to take 20 years to be fulfilled! We can trust God, and know that one day He will fulfill our dreams, and maybe even give us more. This is what makes God's destinations without limits! If we are willing, He will continue to pull us up, draw us onward, as we learn and grow. The whole time, our achievements will be to bless others, just as Joseph's dreams were to keep the whole country from having no food.

Thank you Joseph for visiting with us this week!



## Activity


In today's activity the students will create fun little flags to place on the mountain's summit. Prepare a mountain poster, with lots of space on the summit. Ask the students to create small triangular flags. It is not necessary to have the posts for the flags, since they will be taping the flags on the paper. The students can say a prayer of thanks, or shout "thank you God!" as they place their flag on the summit.



## Voting

Gather the students around the voting chart and introduce the question and the choices. Each child will sign the chart in the section for their age group, selecting their opinion. You can also use stickers for voting if you choose. Try not to show them a correct answer.

- Joseph should have forced his brothers to regret their past actions and bow to him like in his dreams. He had a chance to get even with them and he should have taken it to see how much they liked it.
- Joseph did the right thing to tell Pharaoh the meaning of his dreams, prepare the nation for the coming drought, and allow foreign people to buy wheat from him, saving them from starvation.



## Frozen Games Carnival Day

Have the students go around playing the games at these five different stations. Make it extra fun by having a booth that also "sells" tickets to play in the games.

- Ring-toss loops onto the antlers of the moose.
- "Snowballs" - toss into holes in the rabbit's belly. (Have multiple holes, the smaller the hole, the more points.)
- Ice fishing in white buckets with magnet fishing pole and paper-clipped fishes. (Check to make sure the magnet will pick up the fish.)
- Bowling with "snowballs" to knock over empty coke bottles. Decorate the empty coke bottles or empty coffee cups ahead of time. Wad up paper balls to use to knock them over. Test ahead of time to make sure your snowball is heavy enough to knock over the bottles.
- Guessing station. Students guess how many gumballs (or other candies) are in a jar.





# Cabin Crafts Day 5

## Snowy mountain scene

### Instructions:

1. Give each child a base of the scene. Color the scene. The children can draw some trees, mountains, clouds, and people on the scene to color if they wish.
2. Give each child 4 clouds, 1 big tree, and 2 little trees.
3. Before gluing the clouds and trees to the scene, fold them in the middle vertically. Glue the pieces onto the scene from the fold, and adjust them if necessary to give them a 3D appearance.




## Ski Class

### Student activity pages

Pass out the activity pages. Do the puzzles. Fold the sheet into a wristband, keeping the memory verse visible. Tape it to each child's wrist as shown. Now they can take the lesson home with them!



### answers



Have your students take turns with a friend, filling out the list of words without reading the story. Then they write the words in the story below, in the blue box. Read the story aloud. The words do not need to match the story, and the more they don't work, the funnier the activity is.

1. Location \_\_\_\_\_


2. Noun, plural \_\_\_\_\_

Climbing up to \_\_\_\_\_ is more fun  
(location)  
than a bowl of \_\_\_\_\_  
(noun, plural)

- Noun: a word that names a person, place, animal, or thing. Plural means more than 1.
- Adjective: a word that describes a noun, like fabulous, huge, and silly.
- Verb: a word that shows action, like sing, eat, or run.







Download the whole program online FREE and get your teachers excited about this VBS! Find all these materials on our "Destination Without Limits" website:

[www.ChildrenAreImportant.com/destination](http://www.ChildrenAreImportant.com/destination)

We are in Mexico: 52-592-924-9041  
[info@ChildrenAreImportant.com](mailto:info@ChildrenAreImportant.com)



### Easy

Ages 4-6,  
no reading

### Medium


Ages 7-9,  
some reading

### Difficult

Ages 10-12,  
reading and  
harder puzzles

### Student activity pages

Each handout sheet is full of activities on both front and back. When finished with the puzzles, fold it and tape it around the student's wrist like a bracelet with the memory verse on top.




### Director's Manual

Find all the information for this VBS in this one book! - Schedule, volunteers, lessons, and extra ideas.

### Invitational Poster

Hang this full-color poster around the neighborhood to invite more kids to your VBS!



### Invitational Flyer


Tell more kids about Jesus by inviting them to your VBS with these flyers.



### Pocket Guide

Give this small booklet with general information about each lesson to all the leaders in your VBS.





## Missions pack

Get your kids excited about missions!

- 1 missions pamphlet
- 6 color posters
- 5 activity sheets in different languages
- 1 donations box to give to missions



Choose - go to India or South America!



## Music CD and DVD

Make your VBS exciting with our original music and dances designed for this VBS! Download the songs online and watch the videos on Youtube.



## Voting Pack

Let the students express their opinions with these voting posters.



\*Songs only in a few languages at this time. Use the soundtracks to sing them in your language.





## Certificate

Reward kids for attending your VBS with this certificate.

## Crafts

Kids love crafts! This VBS comes with a set of 5 crafts, 1 per day, with patterns available. Use materials readily available locally to help the kids have fun while reinforcing the lesson each day.



## Huge Backdrop

Download the pdf and order a printed tarp.

Suggested sizes: 4x2m or 3x1.5m

See more decoration ideas on our website.





ready to be a...

# champion?

**NEW**

Sunday school or  
Weekly program  
where kids knock-out sin  
and learn to live by the  
Fruit of the Spirit.

A totally *new*  
way to do Sunday  
School.

See a real change in  
the children's lives  
every week.

As always, download  
our materials online  
FREE at:

[www.ChildrenAreImportant.com/champions](http://www.ChildrenAreImportant.com/champions)

Manual Destination  
English



[www.ChildrenAreImportant.com](http://www.ChildrenAreImportant.com)  
[info@childrenareimportant.com](mailto:info@childrenareimportant.com)  
We are located in Mexico.  
DK Editorial Pro-Visión A.C.

