

MISSIONARY



to  
India



# Missionary Excursions



## to India

Introducing the new program, "VBS without borders" where your church can participate in helping children in other countries have a VBS. We are thrilled to offer this new missions station where your students can also learn all about another country, while participating to make a difference. We have made two different missions pamphlets, one for each side of the planet. Your students can imagine they are traveling to the other side of the world to learn about the culture, the languages, the needs, and see what a VBS would look like. Children from Latin America will be learning about India, and children from South Asia will be learning about South America.

The missions packet includes pictures of the country or area, VBS student sheets in the different languages, and a collection money bank to take up an offering each day for missions.

Contact sister Kristina Krauss at [kristina@childrenareimportant.com](mailto:kristina@childrenareimportant.com) for information on where to send your donation to participate in "VBS without borders." We appreciate all donations since the needs around the world are larger than we can do alone, and we need all the help we can receive. You can also use the mission station to share about your own denomination's mission program and send your donation to your home office for that project.



# Lesson 1



- Welcome students to the mission station about the country of India.
- Show them on the map or a globe where we are going today. You can pretend to take a flight from your city to Delhi, the capital of India. (Usually it takes 12-20 hours to fly across the ocean.) Then take a small bus ride to arrive at Manili.
- Show the picture for day 1, with the picture of Manili, children who live there, and what the language of Hindi looks like.
- NEED: Forced child labor is a problem all around the world, but not far from Himachal Pradesh is a large portion of India's hand-made carpet industry. There are 400,000 child laborers documented in the Indian carpet industry. Many are kidnapped from their homes, and currently work, eat, and sleep inside the carpet shacks. These children have no way of escape and often receive verbal and physical abuse. Let us pray that God would send more pastors and children's ministry workers to do VBS's and ministry clubs for these children!
- Language: HINDI. There are at least 400 million people in the world who speak Hindi, so it competes with Spanish and Portuguese! Hindi is the main language of India, although India has 122 major languages, and over 1600 smaller languages. When they divided India into states, they separated areas based on language, so that many states speak their own language. Hindi is the language of several states in the north, including the capital city Delhi. Write some Hindi on a white board or paper as an example, and allow the students some time to try to write some Hindi letters. Word: Hello - Namaste नमस्ते
- Learn to greet in Hindi and with the culture of India. Stand up, put hands together as if you are praying, lean down in a respectful manner, and say the greeting "Namaste". (This means "Hello" in Hindi.) Have the students stand up and practice greeting each other.
- Mention how children in India will also be able to attend this same VBS if we can help. Show the student page in Hindi, so they can visualize the same VBS in Manili, India.
- OPTIONAL: Take up an offering in the backpack bank to help provide a VBS in India.

City: Manili  
State: Himachal Pradesh  
Landscape: Mountains and snow  
Transport: Airplanes  
Language: Hindi  
Word in Hindi: Hello - Namaste नमस्ते  
Activity: Learn how to greet in India



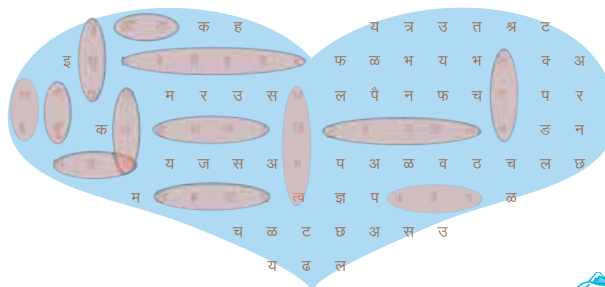

## Hindi

## Extra on India



Our planet is HUGE! Flights across the ocean are very long. It can usually take 24-30 hours to fly from Central America to India. This is because it usually takes 2 or 3 flights to reach Delhi. You may fly from Mexico City to Frankfurt Germany, then on to India. Or you may fly to New York, United States, followed by another flight to India. Depending on which ocean you fly over, you may have only 3 hours of darkness for sleeping overnight! (Because the airplane goes the opposite way as the sun)

नमस्ते





## Lesson 2

- Welcome students to the mission station on the country of India.
- Show them on the map or a globe where we are going today. You can pretend to take a flight from Delhi to Chennai on the southern coast. Take the new metro train from the airport to the purple line stop "government Estate," followed by a rickshaw to the lighthouse on the Marina Beach.
- Show the picture of day 2, with the picture of Chennai and children who live there, and what the language of Tamil looks like.
- NEED: There are at least 20 million orphaned children in India, some from the death of their parents, and some from abandonment. This is as many people as the biggest city in the world! We can pray for these children, that they would find a Christian church or VBS to attend, and that God would send the help they need.
- TAMIL: Today we have traveled to the state of Tamil Nadu, where the people speak Tamil. For the most part, no one speaks Hindi in this state. However, the language of Tamil has spread much farther than just this state. For example, it is an official language in Singapore. There are an estimated 60 million speakers of Tamil, which would be around half the population of Mexico. For those who have moved to Tamil Nadu from other states in India, they use English to communicate until they learn Tamil. Many people in India speak 3-10 languages! Write some Tamil on a white board or paper as an example, and allow the students some time to try to write some Tamil letters. Word: Very Good - Nalla நல்ல
- For an activity, today we are going to learn how to nod your head back and forth to show a positive answer. It takes practice NOT to nod our heads up and down to say "yes" but instead side to side. Review saying "very good" in Tamil as you shake your head "yes" moving back and forth.
- Mention how children in Chennai will also be able to attend this same VBS if we can help. Show the student page in Tamil, so they can visualize the same VBS in Chennai, India.
- OPTIONAL: Take up an offering in the backpack to help provide a VBS in India.



City: Chennai

State: Tamil Nadu

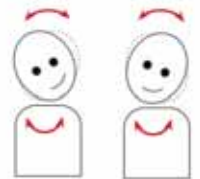
Landscape: Coastal state, with the second longest beach in the world

Transport: Metro train

Language: Tamil

Word in Tamil: Very Good - Nalla நல்ல

Activity: Nod yes with your head by shaking it back and forth

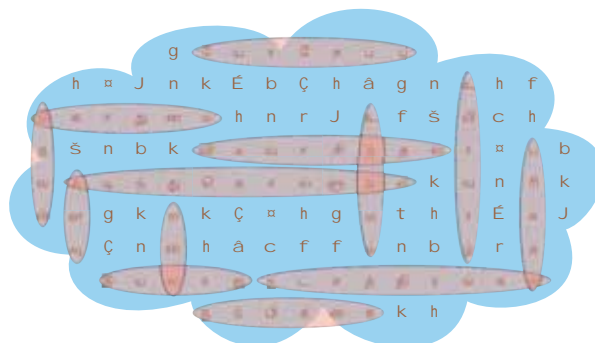


## Tamil

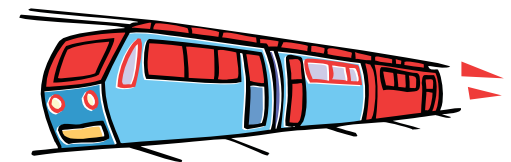


## Extra on India

In India as well as Europe, they drive on the left side of the road. This means on a crowded street, they also walk on the left side. In the Americas, we do not even realize that we are accustomed to walking always on the right.



நல்ல







## Lesson 3



City: Churachandpur  
State: Manipur  
Landscape: Loktak Lake  
Transport: Rickshaw  
Language: English  
Word in English: Welcome  
Activity: Learn to squat as they do in Manipur.

- Welcome your students to the mission station today specifically using our word for the day in English, "Welcome!"
- Show them on the map or a globe where we are going. You can pretend to take a flight from Chennai to Imphal, Manipur. Once off the plane, there is another visa station, since this side part of India is so far removed, and is a very different culture. One you have your entry visa, proceed out to the parking lot. Take a rickshaw to the bus station. Take a bus from Imphal to Churachandpur, stopping at Lake Loktak on the way. Rickshaws are used all over India, but are the main transport in Manipur. There are basically no other taxi vehicles in Manipur.
- Show the picture of day 3, with the picture of Loktak lake, children who live in Churachandpur, and what the language of English looks like.
- NEED: In many rural areas of India, there is a fight for better sanitation. High infant mortality rates are attributed to poor sanitation. In many places, there still are no restrooms, and this effects the water and land around where people live and work. The government of India has many campaigns that are improving the situation, but change does not come fast enough for the health of many children today. We can pray for the government and the leaders of communities to push for quick answers to sanitation in rural areas.
- Write some English on a board or paper as an example, or allow the students some time to copy the word. Word: Welcome. People speak English all over India as their second language. In the state of Manipur, there are many tribal languages; however, in the schools, they use English. People will usually speak their tribal language, but write in English. Because of this, everyone is very fast to understand and use English in written form, but are less fluent when speaking.
- For an activity, today we are going to learn how squat on the ground as they do in Manipur. The squat is a sitting position, where you are sitting close to the ground, but not touching it. For modesty, girls will tuck their dress up behind their knees before they squat down. Practice squatting with your students.
- Mention how children in Manipur will also be able to attend this same VBS if we can help. Show the student page in English, so they can visualize the same VBS in Churachandpur, India.
- OPTIONAL: Take up an offering in the backpack to help provide a VBS in India.

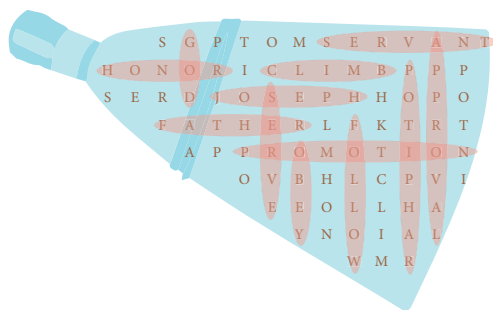


## English



## Extra on India

In the Hindu religion, the largest religion in India, cows are holy. This means that faithful Hindu's cannot eat cows, including hamburgers, beef tacos, or beefsteak! They also allow cows to roam on the streets without stopping them. In Delhi, the capital of India, the McDonalds restaurants do not sell hamburgers! They have chicken, fish, vegetarian, and egg sandwiches. Seen pictured here, a cow on the street in Churachandpur.



# Welcome





## Lesson 4

- Welcome students to the mission station about the country of India.
- Show them on the map or a globe where we are going. You can pretend to take a flight from Imphal to Mumbai. Once off the plane, take a double decker red bus to Dhavari, the largest slum in Asia.
- Mumbai, once called Bombay under British rule, has one of the best and most intricate bus system. More than 80% of the population of 12 million in Mumbai use the public transportation. Included in the bus system of Mumbai are the iconic red double-decker buses from Britain.
- Show the picture of day 4, with the picture of Dhavari shanti town, children who live in Mumbai and what the language of Marathi looks like.
- NEED: Illiteracy is one of the problems that children can face in India. Many children feel pressure from their parents to drop out of school, since their parents are illiterate, they do not see the value of school for their children. Pray that God would give these students the strength to support their families at home, and to persevere in the fight to receive an education.
- Write some Marathi on a white board or paper as an example, or allow the students some time to copy the word. Word: Please - Krpaya कृपया
- For an activity, today we are going to play a game "Do not touch." In the culture of India, it is important not to touch others. When you greet someone in India, you do not hug, kiss on the cheek, or even shake hands. You do a polite bow, but you do not touch the other person. You should never touch the clothes of someone else, including of the same gender. Even on a busy street, everyone manages to not touch anyone. Play a game of running back and forth, where the goal is to make it to the other side of the room, without being touched at all, and without touching others.
- Mention how children in Mumbai will also be able to attend this same VBS if we can help. Show the student page in Marathi, so they can visualize the same VBS in the slum of Dhavari, India.
- OPTIONAL: Take up an offering in the backpack to help provide a VBS in India.



City: Mumbai

State: Maharashtra

Landscape: Dharavi slum, largest slum in Asia

Transport: Buses

Language: Marathi

Word in Marathi: Please - Krpaya कृपया

Activity: Game "Do not Touch!"

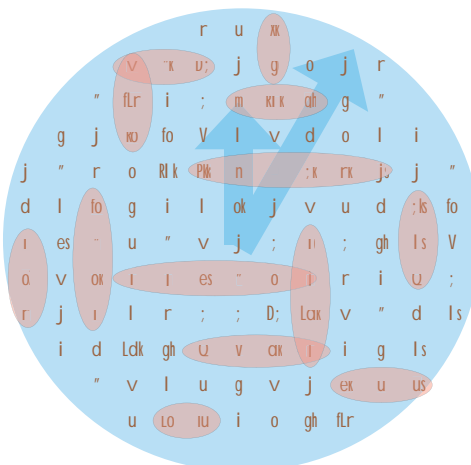


## Marathi

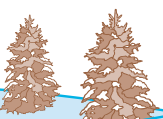


## Extra on India



People in India mostly do NOT wear western clothing, but traditional clothing from India. Women make sure to cover their legs all the way down to their ankles, and men in some areas wear wraps instead of pants.



# कृपया



## Lesson 5


- Welcome students to the mission station about the country of India.
- Show them on the map or a globe where we are going today. You can pretend to take a train from Mumbai to Cochi. Then take a rickshaw to the backwaters of Cochi and climb aboard a houseboat for a fun touristic trip.
- Show the picture of Cochi, with the picture of children who live there, and what the language of Malayalam looks like.
- NEED: India has an ancient caste system that is still seen today. In the western world (north, central, and South America, as well as much of Europe), many children believe they can grow up to become anyone they want. In India, this makes no sense. Your job for life is already decided based on which caste you were born into. Children born into the "untouchable" Dalits, face discrimination, exploitation and violence. Although laws are now against this system, it is still everywhere today. Child Dalits today are forced to sit in the back of their class at school, forced to clean after others, and not allowed to use the water system at school for fear of contaminating it. Pray for more Christian churches to do more outreaches into their communities, sharing the value of a life, including the lives of the Dalits.
- Remind your students how each state of India has a different language. The state of Kerala speaks Malayalam. Write some Malayalam letters on a white board or paper as an example, and allow the students some time to try to write some Malayalam letters. Learn the word "Thank you" in Malayalam and have students practice saying it. (Nandi)

- Learn about the India culture, and how they normally eat with their hands. In past times, the left hand was used to clean oneself after using the restroom, so it is NOT used for eating. To remind themselves, have your students place their left hand behind their backs, or sit on it. Serve your students some rice in small bowls, with or without some curry sauce. Then encourage your students to eat the rice with their right hand, and practice using no fork.
- Mention how children in Cochi will also be able to attend this same VBS if we can help. Show the student page in Malayalam, so they can visualize the same VBS in Cochi, India.
- OPTIONAL: Take up an offering in the backpack to help provide VBS for India.



City: Cochi  
State: Kerala  
Landscape: Cochi backwaters and houseboats  
Transport: Trains  
Language: Malayalam  
Word in Malayalam: Thank you - Nandi

Activity: Learn to eat rice without fork, using only the right hand.

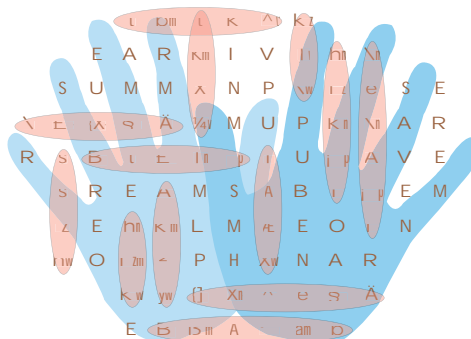


## malayalam

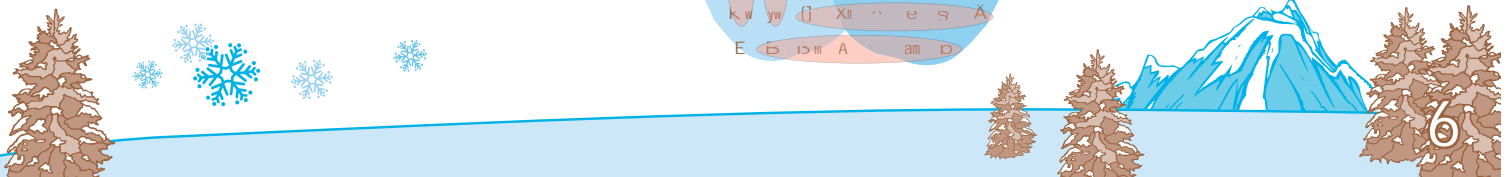

### Extra on India



Trains are the largest form of transporting people around the country, instead of buses like in Mexico and Central America. Most commonly, you take a train across the country to the city you are traveling to, and from there you take a rickshaw, or bicycle taxi.



നന്ദി







Children's ministry is often the most overlooked, the least budgeted, and has some of the highest turnover rates of Christian ministries. But there are millions of children who need to hear about Jesus!

That is why we **devote all our time** to produce *original, complete,* and *relevant* SUNDAY SCHOOL and VACATION BIBLE SCHOOL curriculums, training materials, and other **resources** for **children's ministry**.

We have already created these materials in Spanish for Latin America:

- 7 Years of Sunday School curriculum
- 7 VBS curriculums
- 14 DVD's with instructions or dances to songs
- 23 music CD's
- Training booklets and videos
- Movie camps
- Easter and Christmas programs
- Crafts and coloring books

*This year* we are **branching into India**, starting with VBS and SUNDAY SCHOOL curriculums and *teacher training resources*.

We do all this because we believe that



**India.ChildrenAreImportant.com**

*Our material is free to download, free to use, free to print, and free to distribute to other churches and ministries without obligations.*

\* If you are interested in collaborating with us to write materials in various languages, to produce printed material, or to distribute printed material, please contact us. We would love to talk with you! [info@childrenareimportant.com](mailto:info@childrenareimportant.com)

Missions Pamphlet INDIA  
Destination English



[www.ChildrenAreImportant.com](http://www.ChildrenAreImportant.com)  
[info@childrenareimportant.com](mailto:info@childrenareimportant.com)  
We are located in Mexico.  
DK Editorial Pro-Visión A.C.

